




Educación General Básica



English



Level

Pre A1.1

STUDENT'S BOOK

FREE COPY
NOT FOR SALE

MINISTERIO
DE EDUCACIÓN



EL
GOBIERNO
DE TODOS

Starship English

Student Book • Activity Book

Pre A1.1



ECUADOR EDITION

Dr. Ken Beatty

PRESIDENTE DE LA REPÚBLICA

Lenín Moreno Garcés

MINISTRO DE EDUCACIÓN

Fander Falconí Benítez

Viceministro de Educación

Álvaro Sáenz Andrade

Viceministra de Gestión Educativa

Mónica Reinoso Paredes

Subsecretaria de Fundamentos Educativos

Ruthy Intriago Armijos

Subsecretaria de Administración Escolar

Mónica García Echeverría

Directora Nacional de Currículo

María Cristina Espinosa Salas

Director Nacional de Operaciones y Logística

Germán Eduardo Lynch Álvarez

Primera impresión: agosto 2016

Quinta impresión: junio 2018

Impreso por: Editorial Don Bosco-
Centro Gráfico Salesiano



Activity Book Photo Credits

All Photos are copyright Houghton Mifflin Harcourt except for the following:
IS = iStockPhotos; SS = Shutterstock

AB6 eraser © Mikko Pitkänen, Studio Foxy | Dreamstime, book © Aleksandr Ugorenkov | Dreamstime, pencil © Robyn Mackenzie | Dreamstime; **AB7** book © Aleksandr Ugorenkov | Dreamstime; **AB10** ruler © Sharpshot | Dreamstime, chair © Glo5 | Dreamstime, eraser © Mikko Pitkänen, Studio Foxy | Dreamstime; **AB13/14** pen © Les Cunliffe | Dreamstime, book © Aleksandr Ugorenkov | Dreamstime, eraser © Mikko Pitkänen, Studio Foxy | Dreamstime, pencil © Robyn Mackenzie | Dreamstime, crayon © IS, ruler © Sharpshot | Dreamstime; **AB16/17** box © Mikko Pitkänen | Dreamstime, apple © Viktorfischer | Dreamstime, alligator © Isselee | Dreamstime, basketball © Albo | Dreamstime; **AB20/21** cookie © Piotr Kozikowski | Dreamstime, ragdoll © Alejandro Duran | Dreamstime, duck © Lidian Neeleman | Dreamstime, cat © tatiinalebedeva | IS; **AB24/25** flag © Jesse | Dreamstime, frog © Dreamstime, elephant © Isselee | Dreamstime, egg © Bernd Juergens | Dreamstime; **AB28/29** goat © Isselee | Dreamstime, hat © Luminis | Dreamstime, hands © Monika Adamczyk | Dreamstime, grasshopper © Vinicius Tupinamba | Dreamstime; **AB32/33** juggler © Galina Barskaya | Dreamstime, igloo © Andrew Buckin | Dreamstime, jar © Cammeraydave | Dreamstime, insect © Vinicius Tupinamba | Dreamstime; **AB36/37** ladder © Dreamstime, lizard © Milosluz | Dreamstime, kangaroo © Isselee | Dreamstime, kite © Dreamstime; **AB40/41** nest © Dennis Oblander | Dreamstime, nose & mouth © Dreamstime, monkey © Isselee | Dreamstime; **AB44/45** otter © Daveg08 | Dreamstime, panda © Dreamstime, parrot © Sarininka | Dreamstime; **AB48/49** queen © Ian Scott | Dreamstime, quilt © Palms | Dreamstime, rocket © twilightproductions | IS, robot © Dreamstime; **AB52/53** turtle © Brandon Tucker | Dreamstime, snake © Photobunyak | Dreamstime, tarantula © Wayne Mckown | Dreamstime, tiger © Ben Mcleish | Dreamstime; **AB54** turtle © Brandon Tucker | Dreamstime, snake © Photobunyak | Dreamstime, spider © Wayne Mckown | Dreamstime; **AB56/57** volcano © Pemmatt | Dreamstime, umbrella © Elnur Amikishiyev | Dreamstime, umpire © Dreamstime, violin © Dreamstime; **AB60/61** web © Dreamstime, wrist watch © Nelli Shuyskaya | Dreamstime, fox © Isselee | Dreamstime, box © Mikko Pitkänen | Dreamstime; **AB64/65** zebra © Musat Christian | Dreamstime, yo-yo © Dana Rothstein | Dreamstime, zipper © Sergey Eshmetov | Dreamstime, yak © Isselee | Dreamstime



Houghton Mifflin Harcourt

Copyright © by Houghton Mifflin Harcourt Publishing Company

All rights reserved. No part of this work may be reproduced or transmitted in any form or by any means, electronic or mechanical, including photocopying or recording, or by any information storage and retrieval system, without the prior written permission of the copyright owner unless such copying is expressly permitted by federal copyright law. Requests for permission to make copies of any part of the work should be addressed to Houghton Mifflin Harcourt Publishing Company, Attn: Contracts, Copyrights, and Licensing, 9400 South Park Center Loop, Orlando, Florida 32819.

Printed in Ecuador.

ISBN 978-0-544-95197-6

Ministerio de Educación del Ecuador, 2018
Av Amazonas N34-451 y Atahualpa
www.educacion.gob.ec

MINISTERIO
DE EDUCACIÓN



Promovemos la conciencia ambiental en la comunidad educativa.

Hemos impreso el 8% de ejemplares con certificado de responsabilidad ambiental.

ADVERTENCIA

Un objetivo manifiesto del Ministerio de Educación es combatir el sexismo y la discriminación de género en la sociedad ecuatoriana y promover, a través del sistema educativo, la equidad entre mujeres y hombres. Para alcanzar este objetivo, promovemos el uso de un lenguaje que no reproduzca esquemas sexistas, y de conformidad con esta práctica preferimos emplear en nuestros documentos oficiales palabras neutras, tales como las personas (en lugar de los hombres) o el profesorado (en lugar de los profesores), etc. Sólo en los casos en que tales expresiones no existan, se usará la forma masculina como genérica para hacer referencia tanto a las personas del sexo femenino como masculino. Esta práctica comunicativa, que es recomendada por la Real Academia Española en su Diccionario Panhispánico de Dudas, obedece a dos razones: (a) en español es posible <referirse a colectivos mixtos a través del género gramatical masculino>, y (b) es preferible aplicar <la ley lingüística de la economía expresiva> para así evitar el abultamiento gráfico y la consiguiente ilegibilidad que ocurriría en el caso de utilizar expresiones como las y los, os/as y otras fórmulas que buscan visibilizar la presencia de ambos sexos.



2018: The value of respect

The beginning of a new school year always gives us hope. All the children and adolescents get prepared, not only to study and learn, but also to meet their classmates. Sometimes we come across new faces in class, and that is a good sign, because we see that other students are joining our institution. This also means that it is a good opportunity to interact with people other than those we already knew and thus make new friends.

We know that the school is a good place to grow and share many positive things, and from time to time also to face problems. Being supportive and supporting those who need help is an advice we should follow at home, at school and in the community.

The new school year opens as an experience that challenges us and at the same time gratifies us. We are part of the educational community, teachers, parents, legal representatives and relatives. We are all responsible for accompanying them in the improvement of their education, in improving the quality of their knowledge and in the experience of studying and learning to grow as better human beings and citizens.

A new school year means a job dedicated to expanding positive relationships, which we call respect. No one can be left out of this everyday practice at school and in the community. This value of life is radically opposed to contempt and expulsion. If we want a fair education, in which we can all participate, Respect for others means accepting their own ways of being, their individual, social, physical and cultural characteristics; their way of thinking and appreciating the world; their customs and traditions; their skills and abilities. This is the best proposal that the Ministry of Education can make at the beginning of the new school year.

Respect for others means respect for each and every one of us. Respect does not accept any aggression, be it physical, psychological or sexual. It implies recognizing ourselves in the people around us. Teachers, students and partners, we are all human beings who have the same rights. That means the right to have our own point of view, the right to change our minds, to make mistakes, the right to create a world of our own in which to live.

This 2018 - year of respect - is inspired by the principles of zero tolerance to abuse and violence, to any type of discrimination. We promote gender equality (equality between men and women), social justice, solidarity, a culture of peace, coexistence between different cultures and traditions, and the care of the environment. All these are values that we must spread and live fully every day in the educational community.

This is a year to defend the rights of students with a lot of determination and commitment. Our program "More united, More protected" was created to prevent violence within the educational system. We see education as an integrated whole; we work to improve our environment with important curricular innovations such as the methodology of the land of children and young people of good living. The incorporation of ancestral knowledge to education, the development of the arts, good reading manners and an ambitious digital agenda are part of our proposal at the beginning of the new school year.

This is the integral action that we now promote, in which children and adolescents participate as a decisive force within the educational community. Let's continue walking with good step and with respect in this 2018.



Fander Falconí
Minister of Education

Student Book Photo Credits

All Photos are copyright Houghton Mifflin Harcourt except for the following:

IS = iStockPhotos; SS = Shutterstock

6 book © Hong Vo | SS, pencil © Robyn Mackenzie | SS; 10 chair © glo | SS; 14 red pen © Oleg Golovnev | SS, ruler Artville | Getty Images, book © Hong Vo | SS, pencil © Robyn Mackenzie | SS; 16/17 apple © xiangdong Li | Fotolia, alligator © Eric Isselee | SS, box © cocoo | SS, ball © Albo | SS; 20/21 cat © Tatiana Lebedeva | SS, cookie © Nattika | SS, duck © Photodisc, doll © Gladskikh Tatiana | SS; 24/25 egg © Bernd Juergens | SS, elephant © Eric Isselee | SS, flag Comstock | Getty Images, frog © Tsekhmister | SS; 30 ball © Albo | Dreamstime, alligator © Isselee | Dreamstime, box © Mikko Pitkänen | Dreamstime, apple © Viktorfischer | Dreamstime; 31 ant © Ryan Pike | Dreamstime, ball © Albo | Dreamstime, bag © Alexander Podshivalov | Dreamstime, apple © Martin Haas | Dreamstime, alligator © Yuriy Zelenen'kyy | Dreamstime, box © Mikko Pitkänen | Dreamstime; 32 cookie © Piotr Kozikowski | Dreamstime; 34 cookie © Piotr Kozikowski | Dreamstime, cat © Oleksandr Voloshyn | Dreamstime, duck © Brenda Carson | Dreamstime, cookie © Piotr Kozikowski | Dreamstime, doll © Svetlana Bayanova | Dreamstime, dog © Adogslifephoto | Dreamstime, car © Maksim Toome | Dreamstime, cat © Tatiana Lebedeva | IS, duck © Lidian Neeleman | Dreamstime, dog © Alan Dyck | Dreamstime; 35 cat © Gleb Semenjuk | Dreamstime, duck © Lidian Neeleman | Dreamstime, doll © Alejandro Duran | Dreamstime, cookie © Lasse Kristensen | Dreamstime, car © MikeTanct | Dreamstime, dog © Yuriy Zelenen'kyy | Dreamstime, cookie © Piotr Kozikowski | Dreamstime; 38/39 goat © Eric Isselee | SS, grasshopper © Vinicius Tupinamba | SS, hat © Luminis | SS, hand © Antonio Guillem | SS; 41 cookie © Nattika | SS, apple © xiangdong Li | Fotolia; 42/43 igloo © Andrew Buckin | SS, insect © Vinicius Tupinamba | SS, juggler © Galina Barskaya | SS; 46/47 kangaroo © Eric Isselee | SS, kite © stable | SS, ladder © C Squared Studios | Photodisc | Getty Images, lizard © werg | SS; 52 hand © Monika Adamczyk | Dreamstime, grapes © Ruth Gubenko | Dreamstime, goat © Isselee | Dreamstime, horse © Duncan Noakes | Dreamstime; 53 goat © Isselee | Dreamstime, hand © Monika Adamczyk | Dreamstime, horse © Viktoria Makarova | Dreamstime, grasshopper © Vinicius Tupinamba | Dreamstime, hat © Luminis | Dreamstime, grapes © Roman Ivaschenko | Dreamstime; 54 igloo © Zeelias65 | Dreamstime; 56 ink © Pichayasri | Dreamstime, igloo © Zeelias65 | Dreamstime, ink © Marc Dietrich | Dreamstime, jug © Oleksii Sagitov | Dreamstime, insect © Vinicius Tupinamba | Dreamstime, jar © Cammeraydave | Dreamstime, juggler © Gabe Palmer | Dreamstime, igloo © Martine Oger | Dreamstime, ink © Pichayasri | Dreamstime; 57 insect © Yuri4u80 | Dreamstime, juggler © Galina Barskaya | Dreamstime, igloo © Andrew Buckin | Dreamstime, jug © Andygaylor | Dreamstime, jug © Anton Starikov | Dreamstime, juggler © olly | SS, insect © Zuleima Muñoz Reyes | Dreamstime, ink © Marc Dietrich | Dreamstime, jar © Cammeraydave | Dreamstime, igloo © Martine Oger | Dreamstime, ink © Pichayasri | Dreamstime, igloo © Zeelias65 | Dreamstime; 60 flag © Philip Lange | SS, ant © Ryan Pike | Dreamstime, elephant © Atalvi | Dreamstime, dog © Adogslifephoto | Dreamstime, bag © Alexander Podshivalov | Dreamstime, flag © Philip Lange | Dreamstime, car © MikeTanct | Dreamstime, ball © Albo | Dreamstime, frog | Dreamstime, egg © Bernd Juergens | Dreamstime, cat © Gleb Semenjuk | Dreamstime, doll © Alejandro Duran | Dreamstime, apple © Viktorfischer | Dreamstime; 61 dog © Yuriy Zelenen'kyy | Dreamstime, ball © Albo | Dreamstime, alligator © Isselee | Dreamstime, box © Mikko Pitkänen | Dreamstime, frog © Tommyblei | Dreamstime, cookie © Lasse Kristensen | Dreamstime, doll © Svetlana Bayanova | Dreamstime, cat © Oleksandr Voloshyn | Dreamstime, apple © Martin Haas | Dreamstime, duck © Lidian Neeleman | Dreamstime, fan © Vicente Barcelo | Dreamstime, alligator © Yuriy Zelenen'kyy | Dreamstime, car © Maksim Toome | Dreamstime, elephant © Isselee | Dreamstime, flag © Gualtiero Boffi | Dreamstime, egg © Bernd Juergens | Dreamstime, duck © Brenda Carson | Dreamstime; 62 igloo © Zeelias65 | Dreamstime, grapes © Roman Ivaschenko | Dreamstime, lamp © Artjazz | Dreamstime, key © Gleb Semenov | Dreamstime, ink © Marc Dietrich | Dreamstime, lizard © Milosluz | Dreamstime, hat © Luminis | Dreamstime, grasshopper © Vinicius Tupinamba | Dreamstime, kangaroo © Isselee | Dreamstime, jug © Anton Starikov | Dreamstime, insect © Vinicius Tupinamba | Dreamstime, hand © Vinicius Tupinamba | Dreamstime; 63 jug © Oleksii Sagitov | Dreamstime, goat © Isselee | Dreamstime, lizard © Photomyeye | Dreamstime, horse © Viktoria Makarova | Dreamstime, ink © Marc Dietrich | Dreamstime, insect © Zuleima Muñoz Reyes | Dreamstime, grapes © Ruth Gubenko | Dreamstime, kite | Dreamstime, igloo © Martine Oger | Dreamstime, goat © Isselee | Dreamstime, juggler © olly | Dreamstime, juggler © olly | SS, ladder © Stanislav Perov | Dreamstime, insect © Samum | Dreamstime, kangaroo © Farzin Salimi | Dreamstime, jar © Ekaterina Staats | Dreamstime, ladder | Dreamstime, juggler © Gabe Palmer | Dreamstime, kite © Ivan Gusev | Dreamstime; 64/65 monkey © Eric Isselee | SS, mouth, nose © sa2324 | SS, nest © Jessmine | SS; 68/69 otter © Bill Kennedy | SS, orange © Valentyn Volkov | SS, parrot © Eric Isselee | SS, panda © Hung Chung Chih | SS; 74 boy | Dreamstime, monkey © Vasilii Vishnevskiy | Dreamstime, nest © Dennis Oblander | Dreamstime, mouse © Gerald Deboer | Dreamstime; 75 net © Sneekerp | Dreamstime, monkey © Isselee | Dreamstime, boy | Dreamstime, mouse © Isselee | Dreamstime, nest © Dennis Oblander | Dreamstime; 78/79 quilt © Irmairma | SS, queen © Micha Klootwijk | SS, robot © HomeStudio | SS; 82/83 spider © JDCarballo | SS, snake © Lana Langlois | SS, tiger © BMCL | SS, turtle © Brian Lasenby | SS; 86/87 umpire © Rommel Canlas | SS, umbrella © Elnur | SS, violin © Sandra van der Steen | SS, volcano © Tony Northrup | SS; 90 quilt © Casejustin | Dreamstime, queen © Klara Viskova | Dreamstime; 92 quilt © Casejustin | Dreamstime, card © Oprea Lavinia | Dreamstime, robot © Richard Thomas | Dreamstime, rabbit © Isselee | Dreamstime; 93 quilt © Palms | Dreamstime, rocket © Chris Rogers | Dreamstime, card © Ian Scott | Dreamstime, quiz © Serdar Tibet | Dreamstime, rabbit © Cs333 | Dreamstime, quilt © Casejustin | Dreamstime, queen © Klara Viskova | Dreamstime, rocket © Chris Rogers | IS; 96 spider © Wayne Mckown | Dreamstime, tiger © Ben Mcleish | Dreamstime, turtle © Magdalena Yaramova | Dreamstime, snake © Photobunnyuk | Dreamstime; 97 spider © Wayne Mckown | Dreamstime, snake © Amwu | Dreamstime, sun © Invictus999 | Dreamstime, tent © Veniamin Kraskov | Dreamstime, turtle © Bimarto Sasri | Dreamstime, tiger © Ivan Kmit | Dreamstime; 100/101 web © Paul Aniszewski | SS, watch © Nelli Shuyskaya | SS, box © cocoo | SS, fox © Eric Isselee | SS; 104/105 yo-yo © Scott Rothstein | SS, yak © Eric Isselee | SS, zebra © Christian Musat | SS, zipper © Novikov Aleksey | SS; 110 web | Dreamstime, watch © Genevieve Rivet | Dreamstime, fox © Rademakerfotografie | Dreamstime, box © Suwanb | Dreamstime; 111 web © Chris Leachman | Dreamstime, watch © Nelli Shuyskaya | Dreamstime, window © Kateleigh | Dreamstime, fox © Isselee | Dreamstime, box © Mikko Pitkänen | Dreamstime; 114 quilt © Palms | Dreamstime, nest © Dennis Oblander | Dreamstime, net © Sneekerp | Dreamstime, card © Ian Scott | Dreamstime, octopus © Dmytro Tkachuk | Dreamstime, octopus © Dmytro Tkachuk | SS, pen © Kalinin Dmitriy | Dreamstime, otter © Isselee | Dreamstime, mouse © Isselee | Dreamstime, rabbit © Cs333 | Dreamstime, panda © Isselee | Dreamstime, boy | Dreamstime; 115 monkey © Isselee | Dreamstime, octopus © Michael Ansell | Dreamstime, otter © Isselee | Dreamstime, card © Oprea Lavinia | Dreamstime, robot © Richard Thomas | Dreamstime, boy | Dreamstime, rabbit © Isselee | Dreamstime, orange © RedHelga | Dreamstime, pen © Kuruan | Dreamstime, nest © Dennis Oblander | Dreamstime, boy | Dreamstime, parrot © Widam | Dreamstime, quiz © Serdar Tibet | Dreamstime, monkey © Vasilii Vishnevskiy | Dreamstime, net © Sneekerp | Dreamstime, mouse © Gerald Deboer | Dreamstime, quilt © Lorraine Swanson | Dreamstime, rocket © Chris Rogers | Dreamstime; 116 spider © Wayne Mckown | Dreamstime, umpire © Yobro | Dreamstime, umbrella © Aidar Ayazbayev | Dreamstime, snake © Amwu | Dreamstime, tiger © Ivan Kmit | Dreamstime, yak © Isselee | Dreamstime, vest © Lypnyk2 | Dreamstime, turtle © Bimarto Sasri | Dreamstime, zipper © Svetlana Bayanova | Dreamstime, violin © Marek Yuralaits | Dreamstime, yoyo © Olga Galkina | Dreamstime, zebra © Duncan Noakes | Dreamstime; 117 fox © Isselee | Dreamstime, snake © Photobunnyuk | Dreamstime, box © Mikko Pitkänen | Dreamstime, tent © Veniamin Kraskov | Dreamstime, watch © Nelli Shuyskaya | Dreamstime, yak © Isselee | Dreamstime, yoyo © Dana Rothstein | Dreamstime, umpire | Dreamstime, vest © Natalie Shmeleva | Dreamstime, spider © Wayne Mckown | Dreamstime, zipper © Sergey Eshmetov | Dreamstime, turtle © Magdalena Yaramova | Dreamstime, volcano © Goncaloferreira | Dreamstime, window © Kateleigh | Dreamstime, fox © Isselee | Dreamstime, umpire © Yobro10 | Dreamstime, violin © Marek Yuralaits | Dreamstime, tiger © Ben Mcleish | Dreamstime, umbrella © Elnur Amikishiyev | Dreamstime, volcano © Goncaloferreira | Dreamstime, zebra © Duncan Noakes | Dreamstime

Contents



TEXTBOOK

Unit 1	Hello!	4
	Is your name Stella?	8
	I'm a boy. I'm a girl.	12
Unit 2	What do you see?	16
	Where's the crayon?	20
	What color is it?	24
	Phonics: Aa Bb Cc Dd Ee Ff	28
Unit 3	Who do you see?	38
	What shape is it?	42
	Is it a light?	46
	Phonics: Gg Hh Ii Jj Kk Ll	50
Unit 4	Phonics Review	60
	What day is it today?	64
	What are these?	68
	Phonics: Mm Nn Oo Pp	72
Unit 5	Can you swim?	78
	Who's she? Who's he?	82
	She's my friend.	86
	Phonics: Qq Rr Ss Tt Uu Vv	90
Unit 6	Can you sing?	100
	I'm happy.	104
	Phonics: Ww Xx Yy Zz	108
Word list	118
Scope and Sequence	119

ACTIVITY BOOK

Unit 1	Hello!	AB4
	Is your name Stella?	AB8
	I'm a boy. I'm a girl.	AB12
Unit 2	What do you see?	AB16
	Where's the crayon?	AB20
	What color is it?	AB24
Unit 3	Who do you see?	AB28
	What shape is it?	AB32
	Is it a light?	AB36
Unit 4	What day is it today?	AB40
	What are these?	AB44
Unit 5	Can you swim?	AB48
	Who's she? Who's he?	AB52
	She's my friend.	AB56
Unit 6	Can you sing?	AB60
	I'm happy.	AB64
Well Done! Certificate	AB68



Unit

1

Hello!

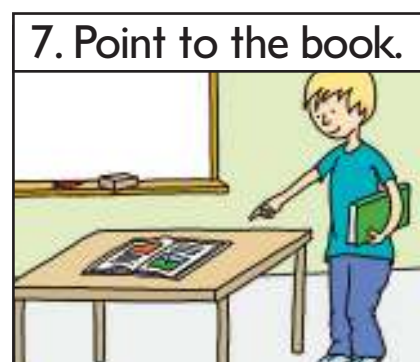

A. Look, listen, and say.

Track
1



B. Listen and say.

Track
2



C. Listen and match.

Track
3

a Close your book.

b Listen.

c Point to the book.

1

2

3

4

5

6




d Open your book.

e Say book.


f Write.

D. Look, listen, and say.

Track
4



E. Look and say.



F. Sing.



Hello. Hello. Hello.
What's your name?
What's your name?
My name's Stella.



Hello. Hello. Hello.
What's your name?
What's your name?
My name's Star.

Good-bye Stella.
Good-bye Star.

Good-bye.
Good-bye.
Good-bye.





G. Point to Star.

Is your name Stella?

A. Look, listen, and say.

Track
6



B. Listen and say.

Track
7

1. Stand up.



2. Sit down.



3. Come here.



4. Go to the board.



5. Open the window.



6. Close the door.



C. Look and say.





Open the door.



Close the window.

D. Look, listen, and say.

Track 8



E. Listen and match.

Track 9



1
2



F. Sing.



Is your name Star?

Yes, it is.

Yes, it is.

My name's Star!



Is your name Stella?

Yes, it is.

Yes, it is.



My name's Stella!



G. Point to Stella.

I'm a boy. I'm a girl.

A. Look, listen, and say.



B. Listen and say.

Track
12

1. Hands up.



2. Hands down.



3. Be quiet, please.



4. Work in pairs.



5. Work in groups.



C. Look and say.

Work in groups.

Work in pairs.

Hands up.

Hands down.

Be quiet.


D. Look, listen, and say.

Track
13




What do you see?


1. I see a crayon.



2. I see a pen.



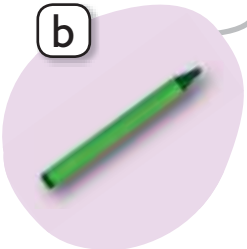



3. I see a ruler.



E. Listen and match.

Track
14



- 1
- 2
- 3
- 4
- 5
- 6

F. Sing.

Track
15

Hands up.
Hands up.



Hands down.
Hands down.



Work in pairs.
Work in pairs.



Work in groups.
Work in groups.



Be quiet.
Shhhhhh!



G. Point to the girls.

Unit


2

What do you see?

A. Look, listen, and say.

Track
16

1. Aa

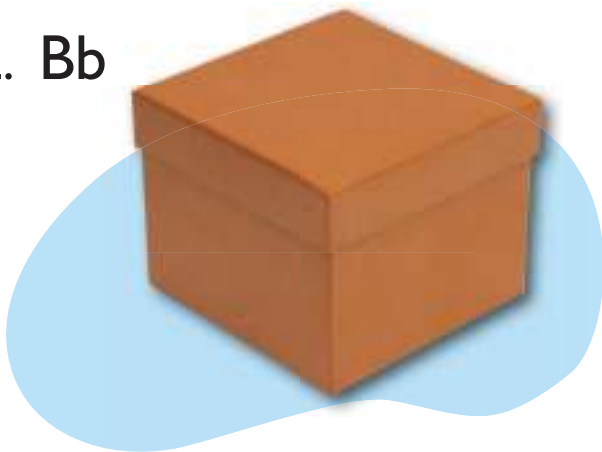


apple



alligator

2. Bb



box



ball

B. Point to Aa and Bb.

Aa Bb Cc Dd Ee Ff Gg Hh Ii
Jj Kk Ll Mm Nn Oo Pp Qq Rr
Ss Tt Uu Vv Ww Xx Yy Zz

Point


Aa Bb




C. Read and say.

What do you see?



1. I see an  .



2. I see an  .

3. I see a  .

4. I see a  .



D. Trace.



E. Look, listen, and say.

Track 17

Count. 1, 2, 3.

1 one 	2 two 	3 three
4 four 	5 five 	6 six
7 seven 	8 eight 	9 nine
10 ten 		

F. Listen and match.

Track 18

1 2 3 4 5 6 7 8 9 10

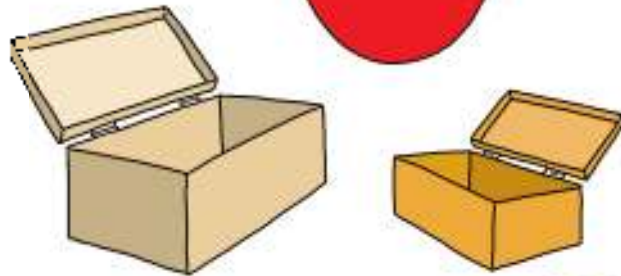
G. Sing.

Track
19

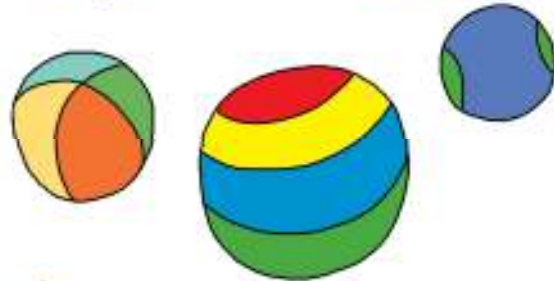
What do you see?
I see one apple.
I see one apple.



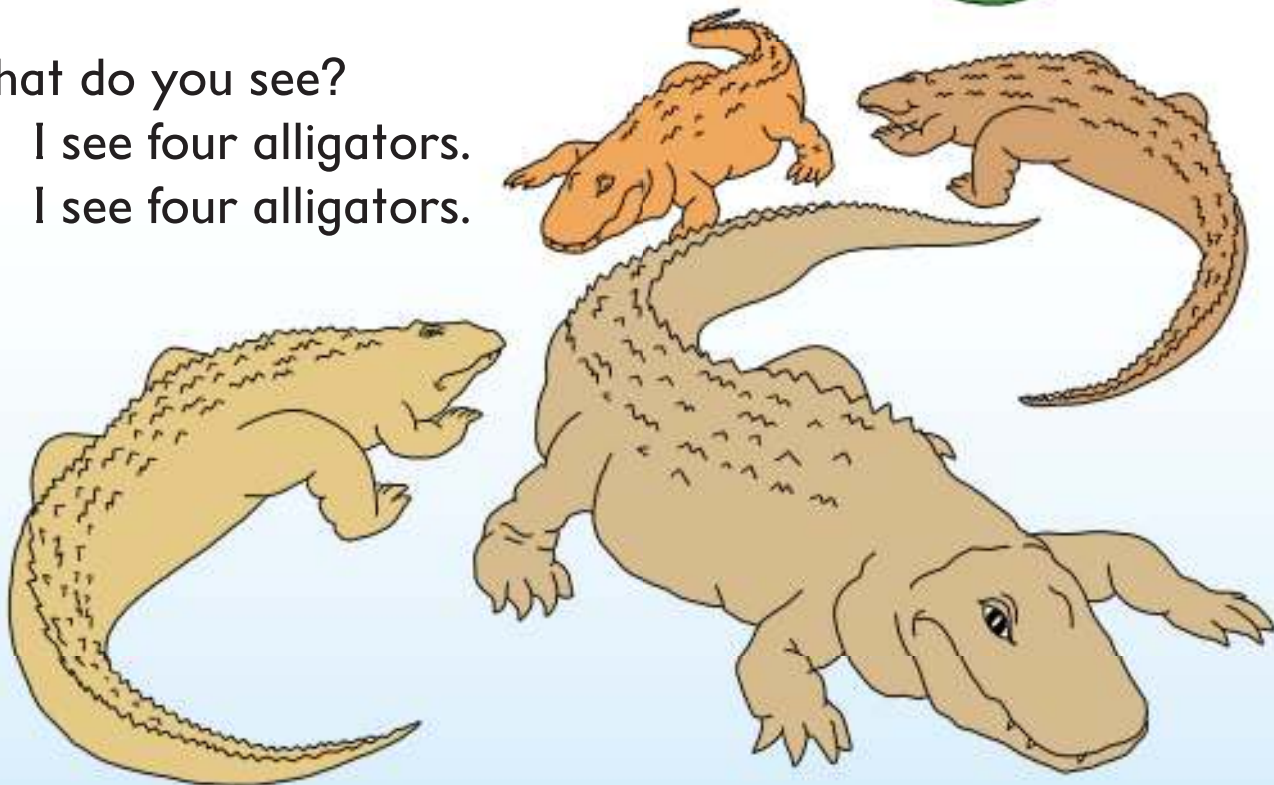
What do you see?
I see two boxes.
I see two boxes.



What do you see?
I see three balls.
I see three balls.



What do you see?
I see four alligators.
I see four alligators.



H. Point to the alligators.

Unit

2

Where's the crayon?

A. Look, listen, and say.

Track
20

1. Cc




cat



cookie

2. Dd



duck



doll

B. Point to Cc and Dd.

Aa	Bb	Cc	Dd	Ee	Ff	Gg	Hh	Ii
Jj	Kk	Ll	Mm	Nn	Oo	Pp	Qq	Rr
Ss	Tt	Uu	Vv	Ww	Xx	Yy	Zz	

C. Read and say.

What's this?

It's a  .

It's a  .

It's a  .

It's a  .


D. Trace.



E. Look, listen, and say.

Track
21

Where's the duck?

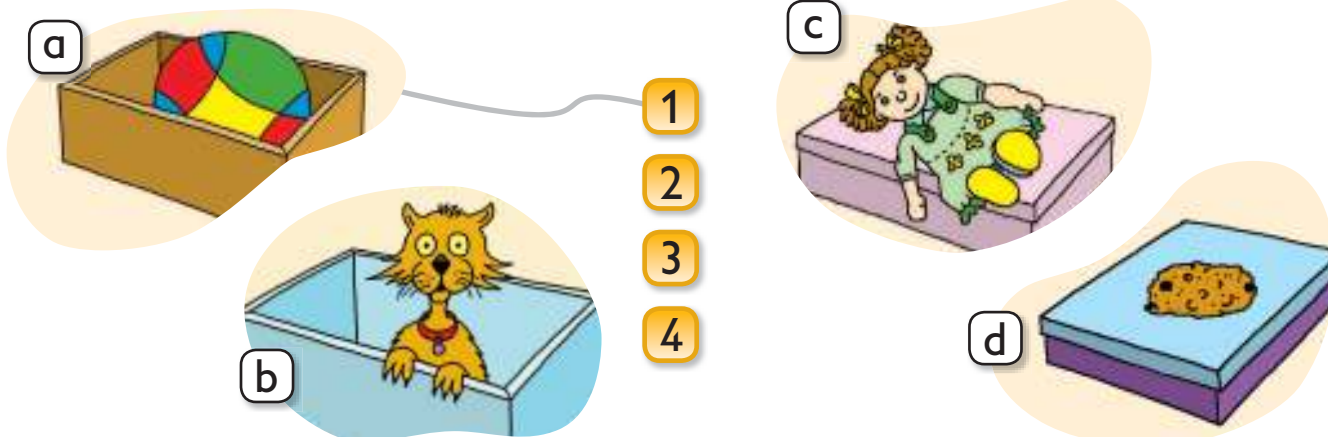



1. It's in the box.

2. It's on the box.

F. Listen and match.

Track
22



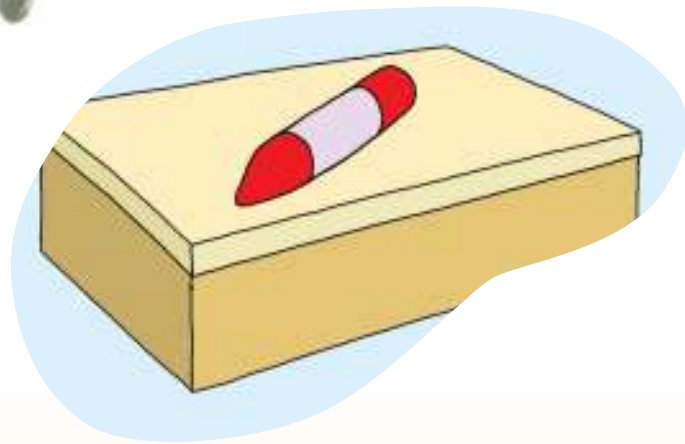


Where's the crayon?
Where's the crayon?
Is it on the box?

Yes, it is.

Yes, it is.

Yes, it's on the box.

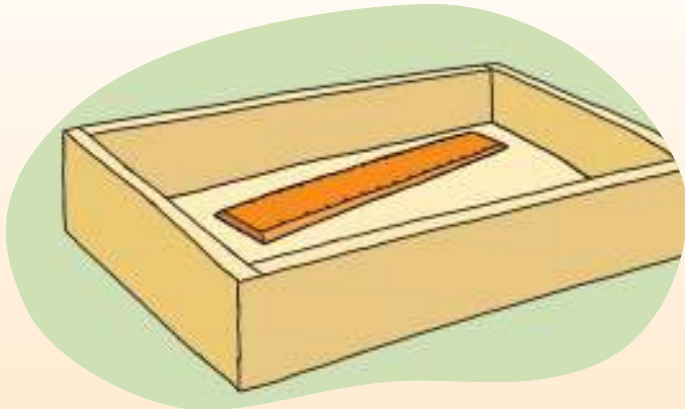


Where's the ruler?
Where's the ruler?
Is it in the box?

Yes, it is.

Yes, it is.

Yes, it's in the box.



H. Point to the crayon.

Unit

2

What color is it?


A. Look, listen, and say.

Track
24

1. Ee




egg



elephant

2. Ff



flag



frog


B. Point to Ee and Ff.

Aa	Bb	Cc	Dd	Ee	Ff	Gg	Hh	Ii
Jj	Kk	Ll	Mm	Nn	Oo	Pp	Qq	Rr
Ss	Tt	Uu	Vv	Ww	Xx	Yy	Zz	

C. Read and say.

What do you see?



1. I see an  .

2. I see an  .

3. I see a  .

4. I see a  .



D. Trace.



E. Look, listen, and say.

Track
25



What color is it?



1. It's black.



2. It's white.



3. It's red.




4. It's blue.



5. It's green.




6. It's yellow.



F. Listen and match.

Track
26




- 1
- 2
- 3
- 4
- 5



G. Sing.

Track
27



What do you see?

I see a desk.

What color is it?

It's green. It's green.

What do you see?

I see a ruler.

What color is it?

It's blue. It's blue.

What do you see?

I see an eraser.

What color is it?

It's white. It's white.

What do you see?

I see a crayon.

What color is it?

It's yellow. It's yellow.



H. Point to the eraser.

Aa

Bb

P-CD

Track

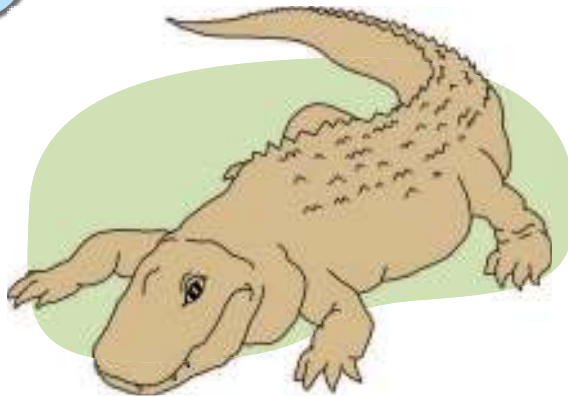
1

A. Look, listen, and say.

Aa



apple



alligator

B. Circle the letters Aa.

A

V

A

H

A

K

R

A

a

c

d

a

a

b

e

a

C. Trace and write.

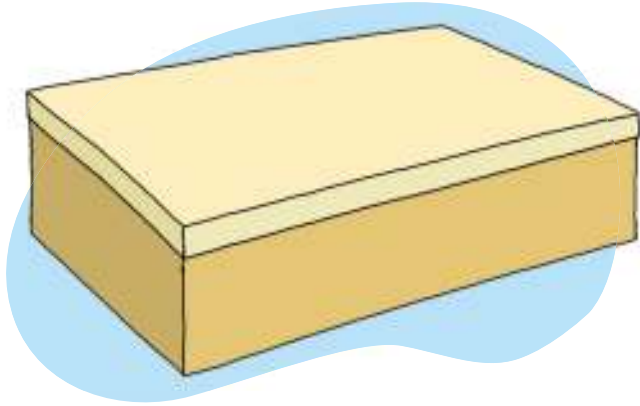


D. Look, listen, and say.


P-CD

Track
2

Bb



box





ball

E. Circle the letters Bb.

B B D P B R B B
b d b b p b d b

F. Trace and write.



G. Look, listen, and say.

P-CD

Track
3



H. Trace and match.

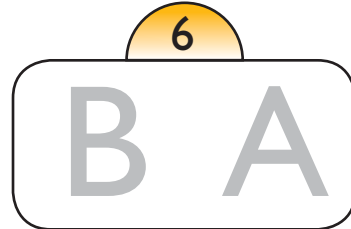
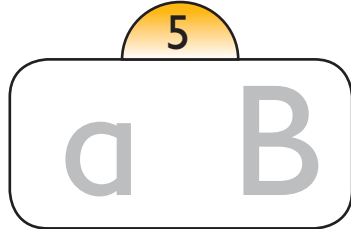
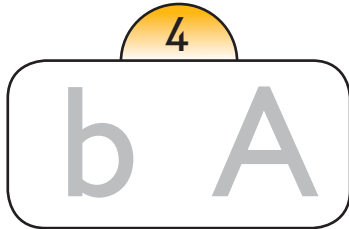
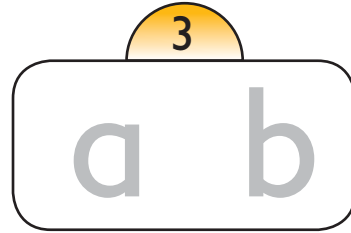
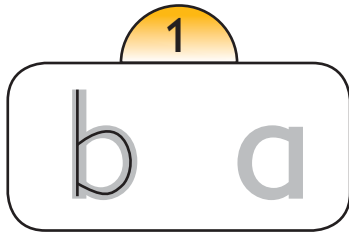


I. Write the missing letters.



J. Listen and trace the letter.


P-CD
Track
4



K. Listen and number.

P-CD
Track
5

What do you see?



L. Listen and chant.

P-CD
Track
6



Aa



Bb



Unit

2

Cc

Dd

P-CD

Track

7

A. Look, listen, and say.

Cc



cat



cookie

B. Circle the letters Cc.

C

K

C

O

G

C

S

C

c

e

c

o

c

g

c

c

C. Trace and write.



D. Look, listen, and say.

P-CD

Track
8

Dd



duck



doll

E. Circle the letters Dd.

D D P D B D O D
d b d b d p b d

F. Trace and write.

D D D

d d d

G. Look, listen, and say.

P-CD

Track
9


Cc



Dd



H. Trace and match C to c and D to d.



I. Write the missing letters.



1. cat



2. uck



3. og

J. Listen and match.

P-CD

Track 10

a



c



1. doll

2. cookies


3. dog

4. car

b



d




K. Listen and number.

P-CD

Track 11

What's this?



L. Listen and chant.

P-CD

Track 12



Cc

Dd



Unit

2

Ee

Ff

P-CD


Track
13

A. Look, listen, and say.

Ee



eggs



elephant

B. Circle the letters Ee.

E

E

F

P

E

F

E

B

e

c

e

e


a

e

o

e

C. Trace and write.




D. Look, listen, and say.

P-CD

Track
14

Ff



flag



frog

E. Circle the letters Ff.

F

F

E

P

F

B

F

F

f

h

f

t



f

k

t

f

F. Trace and write.



Unit

3

Who do you see?

A. Look, listen, and say.

Track
28

1. Gg



goat



grasshopper

2. Hh



hat




hand


B. Point to Gg and Hh.

Aa	Bb	Cc	Dd	Ee	Ff	Gg	Hh	Ii
Jj	Kk	Ll	Mm	Nn	Oo	Pp	Qq	Rr
Ss	Tt	Uu	Vv	Ww	Xx	Yy	Zz	


C. Read and say.

What's this?

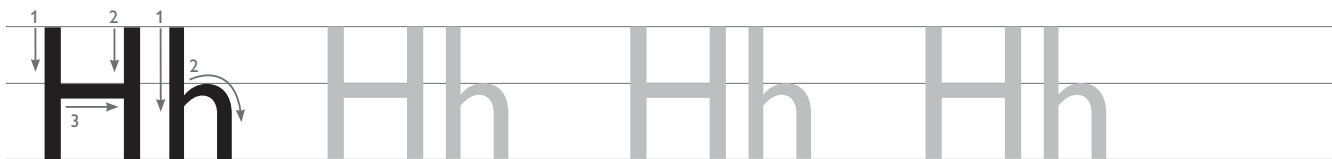
1. It's a  .

2. It's a  .

3. It's a  .



4. It's a  .

D. Trace.



E. Look, listen, and say.

Track
29



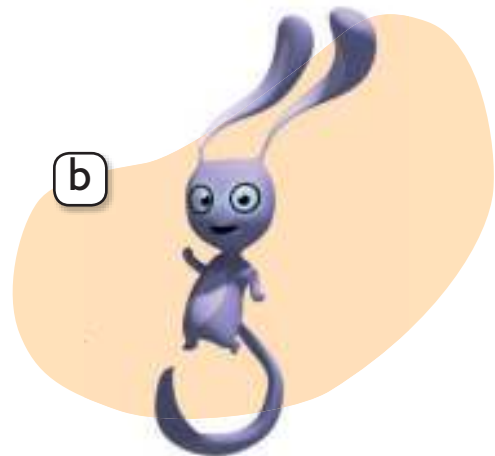
F. Listen and match.

Track
30

a



b



1

2

G. Sing.

Track
31

What do you see?

I see a cookie.

Who do you see?

I see Star.

What do you see?

I see an apple.

Who do you see?

I see Stella.



H. Point to the cookie.

Unit

3

What shape is it?

A. Look, listen, and say.

Track
32

1. li



igloo



insect

2. Jj



juggler



jar

B. Circle li and Jj.


Aa	Bb	Cc	Dd	Ee	Ff	Gg	Hh	Ii
Jj	Kk	Ll	Mm	Nn	Oo	Pp	Qq	Rr
Ss	Tt	Uu	Vv	Ww	Xx	Yy	Zz	

C. Read and say.

What do you see?



1. I see an



.

2. I see an



.

3. I see a



.

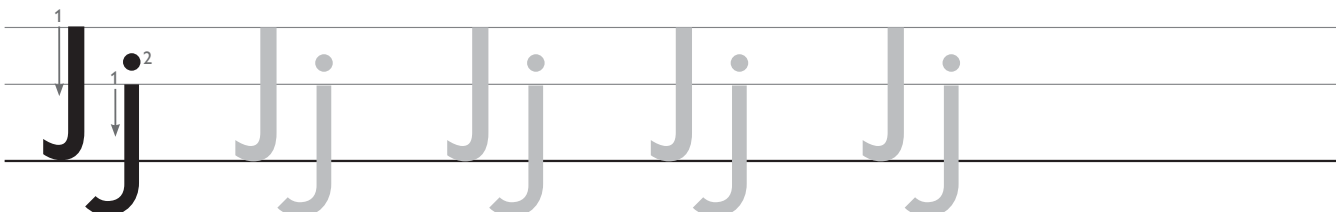
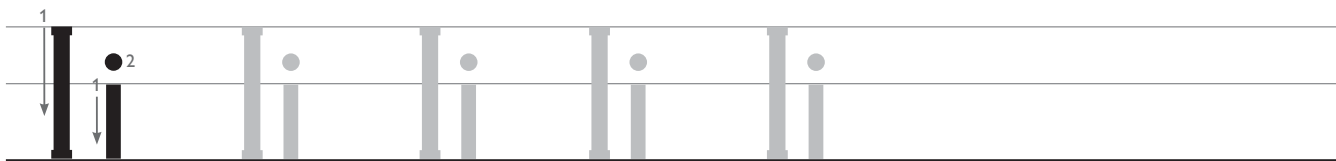
4. I see a



.



D. Trace.




E. Look, listen, and say.

Track
33




What shape is it?




1. It's a circle.



2. It's a rectangle.





3. It's a square.



4. It's a triangle.

F. Listen and match.

Track
34





1

2

3

4



Rectangle. Circle. Triangle. Square.
Rectangle. Circle. Triangle. Square.

What shape is it?
What do you see?


Do you see a rectangle?
Yes, I do. Yes, I do.

Do you see a circle?
Yes, I do. Yes, I do.

Do you see a triangle?
Yes, I do. Yes, I do.

Do you see a square?
Yes, I do. Yes, I do.

Rectangle. Circle. Triangle. Square.
Rectangle. Circle. Triangle. Square.



H. Point to the triangle.

Unit

3

Is it a light?

A. Look, listen, and say.

Track
36

1. Kk



kangaroo



kite

2. Ll



ladder




lizard


B. Point to Kk and Ll.


Aa	Bb	Cc	Dd	Ee	Ff	Gg	Hh	Ii
Jj	Kk	Ll	Mm	Nn	Oo	Pp	Qq	Rr
Ss	Tt	Uu	Vv	Ww	Xx	Yy	Zz	


C. Read and say.

What's this?

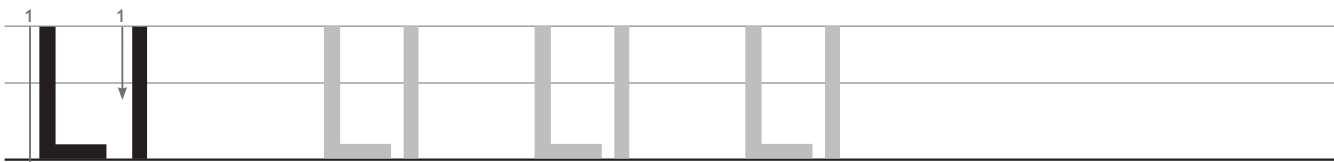
1. It's a  .

2. It's a  .

3. It's a  .


4. It's a  .

D. Trace.



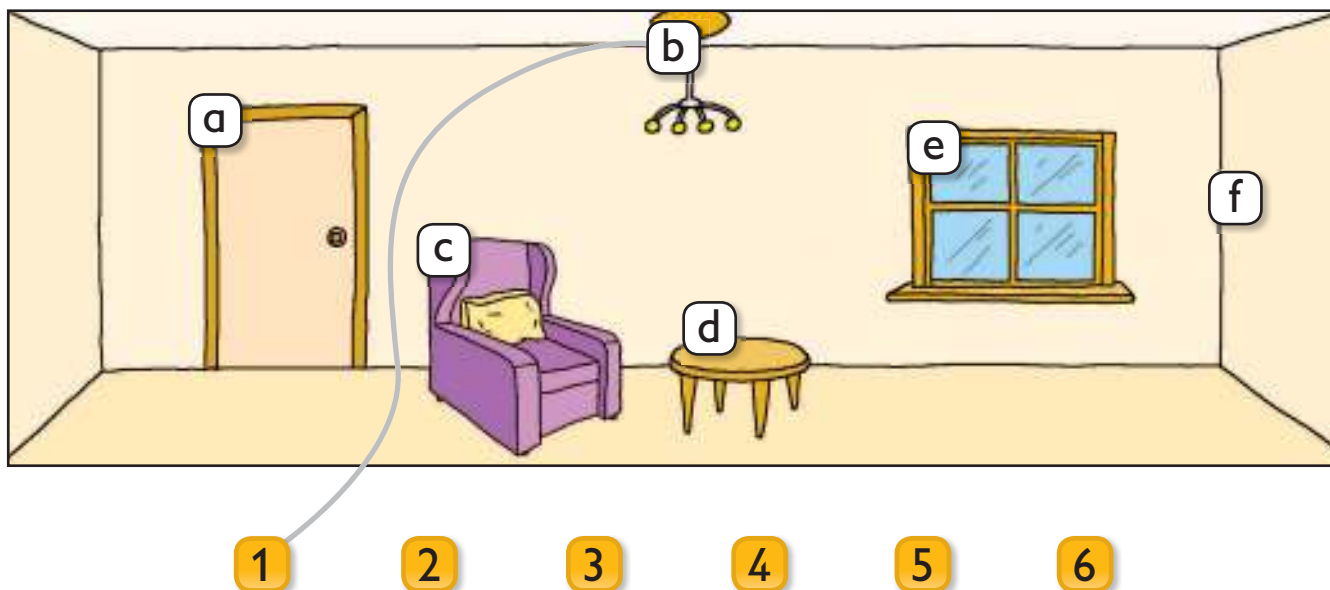
E. Look, listen, and say.

Track
37



F. Listen and match.

Track
38



G. Sing.

Track
39

What's this?
What's this?
Is it a lizard?
Yes, it is.
Yes, it is.
It's a lizard.

What's this?
What's this?
Is it a ladder?
Yes, it is.
Yes, it is.
It's a ladder.



H. Point to the ladder.

Gg

Hh

P-CD

Track
15

A. Look, listen, and say.

Gg



goat



grasshopper

B. Circle the letters Gg.

G

C

G

G

O

C

G

Q

g

g

j

q

g

p

g

g

C. Trace and write.

G G G


g g g

D. Look, listen, and say.


P-CD

Track
16

Hh



hat





hand

E. Circle the letters Hh.

H A B H P H H T
h h n b h k d h

F. Trace and write.




G. Look, listen, and say.



P-CD

Track
17

Gg



Hh



H. Trace and match.

H



G

g



h

G



H

h



g

I. Write the missing letters.

H

_____g

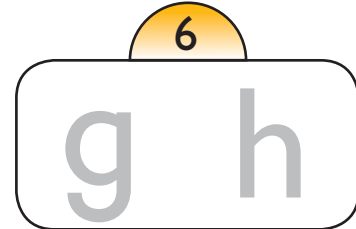
_____h

G

J. Listen and trace the letter.

P-CD

Track 18

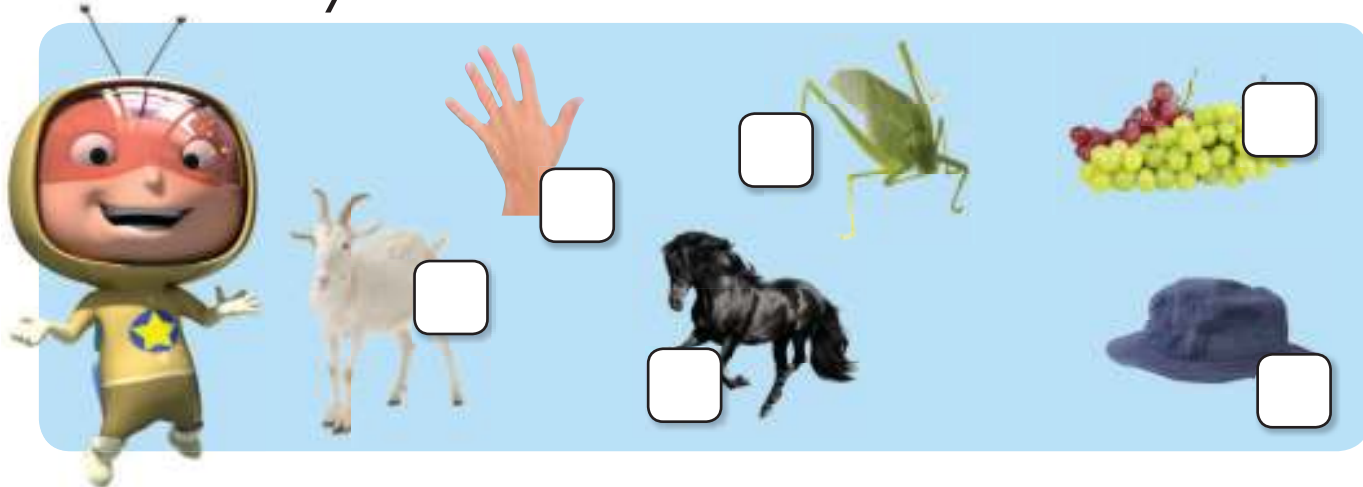


K. Listen and number.

P-CD

Track 19

What do you see?



L. Listen and chant.

P-CD

Track 20



Gg

Hh



Unit

3

I i

J j


P-CD

Track

21

A. Look, listen, and say.

Ii



igloo



insect

B. Circle the letters Ii.

I

J

I

L

I

T

L

I

i

i

I

j



i

i

t

i

C. Trace and write.




D. Look, listen, and say.

P-CD

Track
22

Jj



juggler



jar

E. Circle the letters Jj.

J

J

T

J

L

J

I

J

j

g

j

p


j

g

q

j

F. Trace and write.



G. Look, listen, and say.

I i   


J j   

H. Trace and match I to i and J to j.


I  **j**

J     **i**


I. Write the missing letters.

 _____

1. _____ **ug** _____

 _____

2. _____ **nk** _____



 _____

3. _____ **ar** _____

J. Listen and match.

P-CD

Track
24



1. juggler

2. igloo

3. jug

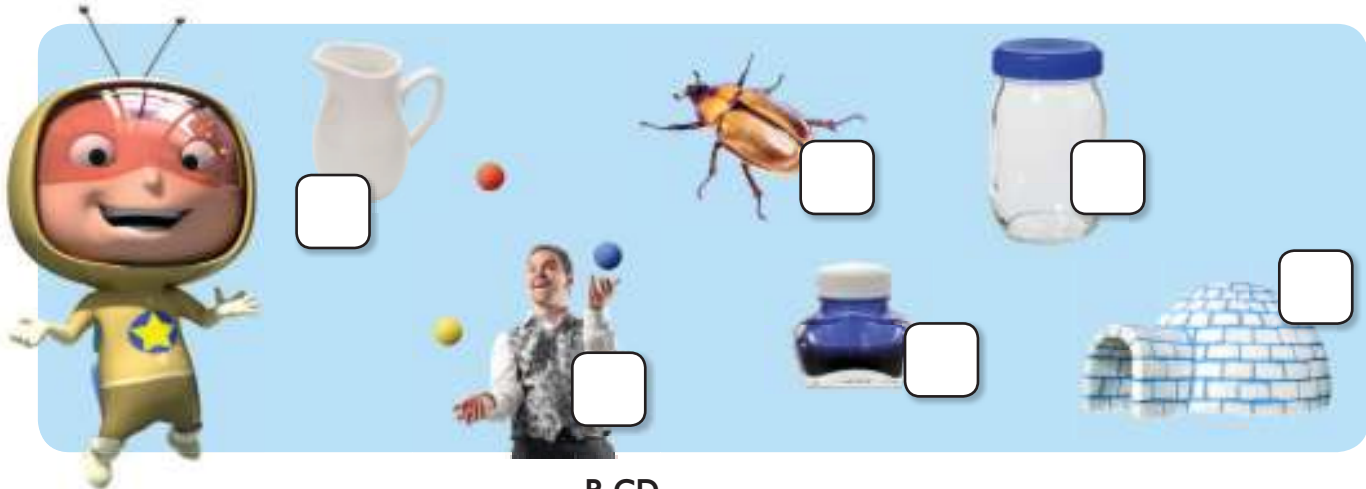
4. insect

K. Listen and number.

P-CD

Track
25

What's this?



L. Listen and chant.

P-CD

Track
26



l i



J j



Unit

3

Kk

Ll

P-CD


Track
27

A. Look, listen, and say.

Kk



kangaroo



kite

B. Circle the letters Kk.

K

H

K

W

K

F

K

K

k

k

l

b



k

d

k

t

C. Trace and write.



D. Look, listen, and say.

P-CD

Track
28

Ll



ladder





lizard

E. Circle the letters Ll.

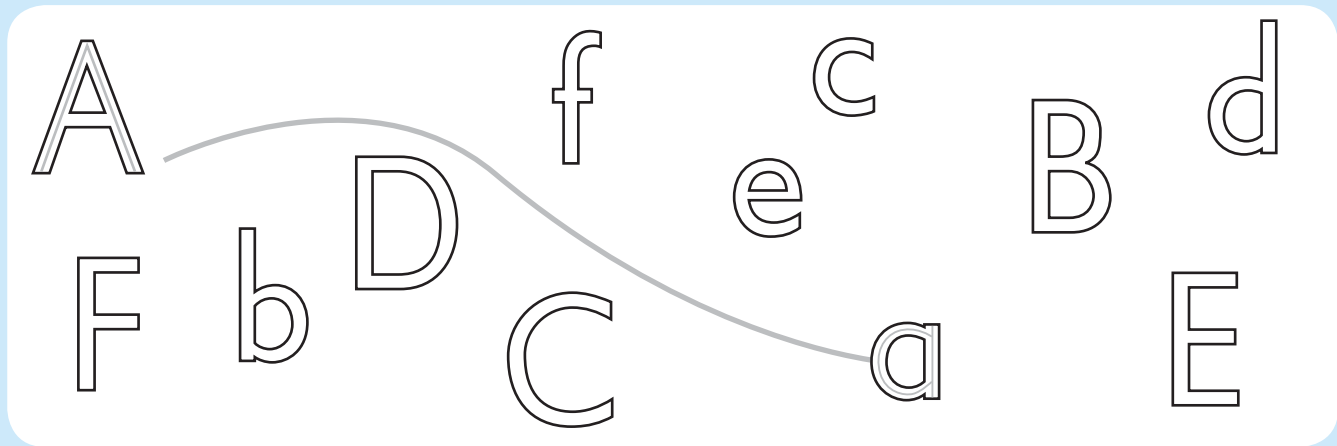
L L l H L M L K
l i l k l l b l

F. Trace and write.





















Phonics Review

A. Write, match, and say the letters.




B. Listen and circle the picture that doesn't belong.

P-CD
Track
29

1			
2			
3			
4			
5			
6			

C. Match the pictures that have the same beginning letter.



D. Circle the correct picture for each letter.

A a



B b



C c



D d



E e



F f



E. Listen and match.

P-CD

Track
30

a



b



1

2

3

4

c

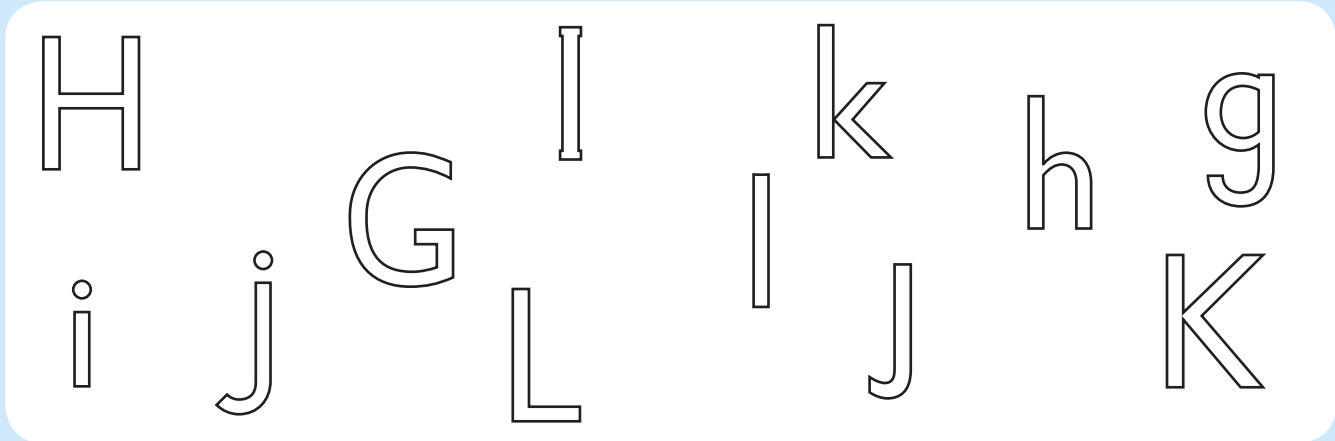


d



Phonics Review

A. Write, match, and say the letters.




B. Listen and circle the picture that doesn't belong.

P-CD
Track
31

1			
2			
3			
4			
5			
6			

C. Match the pictures that have the same beginning letter.



D. Circle the right picture for each letter.

G g



H h



I i



J j



K k



L l



E. Listen and match.

P-CD

Track
32

a



b



1

2

3

4

c



d



Unit

4

What day is it today?

A. Look, listen, and say.

Track
40

1. Mm



monkey



mouth

2. Nn



nose



nest

B. Point to Mm and Nn.

Aa	Bb	Cc	Dd	Ee	Ff	Gg	Hh	Ii
Jj	Kk	Ll	Mm	Nn	Oo	Pp	Qq	Rr
Ss	Tt	Uu	Vv	Ww	Xx	Yy	Zz	

C. Read and say.

What do you see?




1. I see a



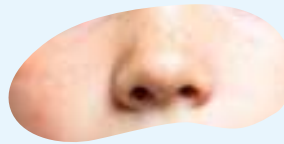
.

2. I see a



.

3. I see a



.

4. I see a



D. Trace.



E. Look, listen, and say.

Track 41

What day is it today?

1. It's Sunday.

2. It's Monday.

3. It's Tuesday.

4. It's Wednesday.

5. It's Thursday.

6. It's Friday.

7. It's Saturday.

F. Listen and match.

Track 42

a Thursday

b Saturday

c Tuesday

1

2

3

4

5

6

7

d Friday

e Monday

f Sunday

g Wednesday

G. Sing.

Track
43


What day is it today?
It's Monday. It's Monday.
What do you see?
I see a cat.

Is it Tuesday today?
Yes, it is. It's Tuesday.
Do you see a duck?
Yes, I do. Yes, I do.

What day is it today?
It's Wednesday. It's Wednesday.
What do you see?
I see a frog.

Is it Thursday today?
Yes, it is. It's Thursday.
Do you see a goat?
Yes, I do. Yes, I do.

What day is it today?
It's Friday. It's Friday.
What do you see?
I see a monkey.



H. Point to the monkey.

Unit

4

What are these?

A. Look, listen, and say.

Track
44

1. Oo



otter



orange

2. Pp



parrot




panda





B. Point to Oo and Pp.

Aa	Bb	Cc	Dd	Ee	Ff	Gg	Hh	Ii
Jj	Kk	Ll	Mm	Nn	Oo	Pp	Qq	Rr
Ss	Tt	Uu	Vv	Ww	Xx	Yy	Zz	

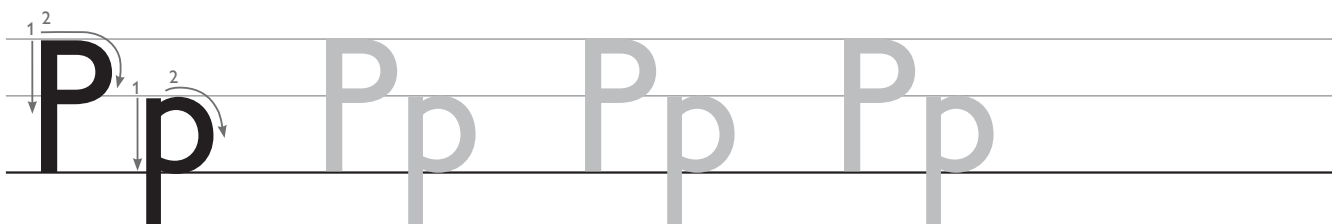
C. Read and say.

What's this?



1. It's an  .
2. It's an  .
3. It's a  .
4. It's a  .

D. Trace.



E. Look, listen, and say.

Track 45

What's this?



1. It's a shirt.



2. It's a skirt.



3. It's a T-shirt.



4. It's a sweater.



What are these?



5. They're socks.



6. They're shoes.

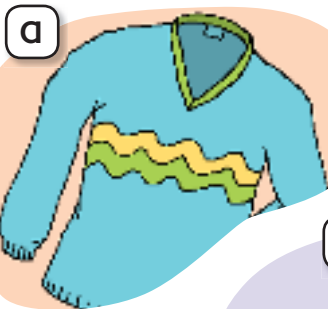


7. They're pants.

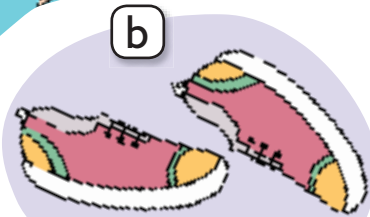


F. Listen and match.

Track 46



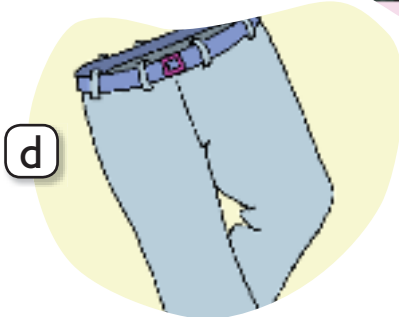
a



b



c



d

- 1
- 2
- 3
- 4

What's this?
What's this?
It's a skirt.
It's a sweater.



What are these?
What are these?
They're pants.
They're socks.



What's this?
What's this?
Is it a shirt?
It's a shirt.
Yes, it is.
Yes, it is.
Yes, it is.



H. Point to the skirt.

Mm

Nn

P-CD

Track
33

A. Look, listen, and say.

Mm



monkey



mouth

B. Circle the letters Mm.

M

N

M

H

M

W

N

M

m

m

n

h

m

w

m

n

C. Trace and write.

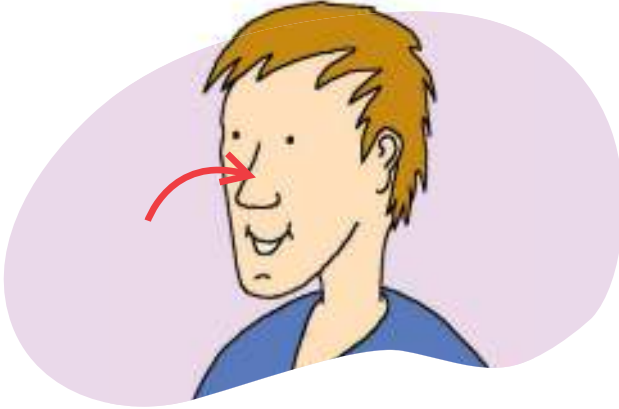


D. Look, listen, and say.

P-CD

Track
34

Nn



nose



nest

E. Circle the letters Nn.

N M N Z N N H N
n h n m n m n u

F. Trace and write.



G. Look, listen, and say.

P-CD

Track
35

Mm



Nn



H. Trace and match.

n



M

M



n

m



N

N



m

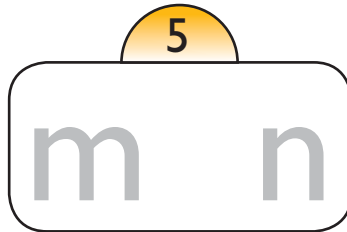
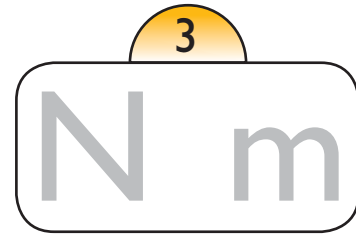
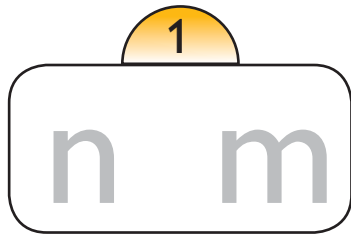
I. Write the missing letters.

___ n	M ___	N ___	___ m
-------	-------	-------	-------

J. Listen and trace the letter.

P-CD

Track 36




K. Listen and number.

P-CD

Track 37

What do you see?



L. Listen and chant.

P-CD

Track 38



Mm



Nn



Unit

4

Oo

Pp

P-CD


Track
39

A. Look, listen, and say.

Oo



otter



orange

B. Circle the letters Oo.



Q

O

C

O

O

Q

O



o

e

o

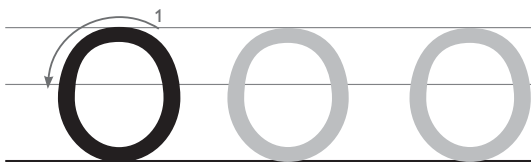
c

o

a

o

C. Trace and write.



D. Look, listen, and say.

P-CD

Track
40

Pp



parrot



panda

E. Circle the letters Pp.

P P R P P D P R
p q p d p q p p

F. Trace and write.

P P P

p p p

Unit

5

Can you swim?

A. Look, listen, and say.

Track
48

1. Qq




quilt



queen

2. Rr



robot



rocket

B. Point to Qq and Rr.

Aa	Bb	Cc	Dd	Ee	Ff	Gg	Hh	Ii
Jj	Kk	Ll	Mm	Nn	Oo	Pp	Qq	Rr
Ss	Tt	Uu	Vv	Ww	Xx	Yy	Zz	

C. Read and say.

What do you see?



1. I see a



.

2. I see a



.

3. I see a



.

4. I see a



.



D. Trace.




E. Look, listen, and say.

Track 49



F. Listen and match.

Track 50



- 1
- 2
- 3
- 4



G. Sing.

Track
51

Can you walk?
Can you walk?
Yes, I can.
Yes, I can.



Can you swim?
Can you swim?
No, I can't.
No, I can't.



Can you run?
Can you run?
Yes, I can.
Yes, I can.



Can you jump?
Can you jump?
No, I can't.
No, I can't.



H. Point to the panda.

Unit

5

Who's she? Who's he?

A. Look, listen, and say.

Track
52

1. Ss



spider



snake

2. Tt



tiger




turtle


B. Point to Ss and Tt.


Aa	Bb	Cc	Dd	Ee	Ff	Gg	Hh	Ii
Jj	Kk	Ll	Mm	Nn	Oo	Pp	Qq	Rr
Ss	Tt	Uu	Vv	Ww	Xx	Yy	Zz	


C. Read and say.

What's this?

1. It's a  .

2. It's a  .

3. It's a  .

4. It's a  .

D. Trace.



E. Look, listen, and say.

Track 53

1 Who's she?
She's my mom.

2 She's my sister.

3 She's my grandma.

4 Who's he?
He's my dad.

5 He's my brother.

6 He's my grandpa.

F. Listen and match.

Track 54

a

b

1

2

3

4

c

d

Who's she?

She's my mom.

Yes, she is.

She's my mom.



Who's he?

He's my dad.

Yes, he is.

He's my dad.



Who's she?

She's my grandma.

Yes, she is.

She's my grandma.




Who's he?

He's my grandpa.

Yes, he is.

He's my grandpa.



H. Point to the grandma.

Unit


5

She's my friend.

A. Look, listen, and say.

Track
56

1. Uu



umpire



umbrella

2. Vv



violin




volcano


B. Point to Uu and Vv.


Aa	Bb	Cc	Dd	Ee	Ff	Gg	Hh	Ii
Jj	Kk	Ll	Mm	Nn	Oo	Pp	Qq	Rr
Ss	Tt	Uu	Vv	Ww	Xx	Yy	Zz	


C. Read and say.

What's this?

1. I see an  .

2. I see an  .

3. I see a  .


4. I see a  .

D. Trace.




E. Look, listen, and say.

Track 57



F. Listen and match.

Track 58



1

2

3

G. Sing.

Track
59

Who's she?

She's my classmate.

Who's she?

She's my teammate.

Who's she?

She's my friend.



Who's he?

He's my classmate.

Who's he?

He's my teammate.

Who's he?

He's my friend.



Who's she? Who's she?

She's my classmate.

She's my teammate.

She's my friend.



Who's he? Who's he?

He's my classmate.

He's my teammate.

He's my friend.



H. Point to the books.

Qq

Rr

P-CD

Track

41

A. Look, listen, and say.

Qq



quilt



queen

B. Circle the letters Qq.

Q

O

Q

C

G

Q

O

Q

q

q

p

d


p

q

p

q

C. Trace and write.




D. Look, listen, and say.


P-CD

Track
42

Rr



robot




rocket

E. Circle the letters Rr.

R R K P R B R R
r n r m r n m r

F. Trace and write.



G. Look, listen, and say.

P-CD

Track
43

Qq





Rr





H. Write the letters Qq or Rr.









I. Find the letters and draw the shapes.



r P Q m q o R N
Q d F r R H q g

J. Listen and check the beginning letter q or r.

P-CD
Track
44

	q	r
1		
2		
3		


	q	r
4		
5		
6		



K. Listen and number.

P-CD
Track
45

What do you see?



L. Listen and chant.

P-CD
Track
46



Qq

Rr



Unit

5

Ss

Tt

P-CD

Track
47

A. Look, listen, and say.

Ss



spider



snake

B. Circle the letters Ss.

S

Z

S

F

H

S

K

S

s

e

s

z

s

s

a

s

C. Trace and write.

S

S S

s

s s

D. Look, listen, and say.


P-CD

Track
48

Tt



tiger





turtle

E. Circle the letters Tt.

T T T F J T L R
t j t f t l t f

F. Trace and write.



G. Look, listen, and say.

P-CD

Track
49

Ss   

Tt   

H. Trace and match.

T			S
s			T
t			t
S			S

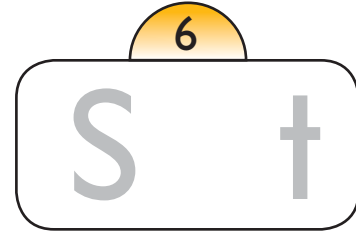
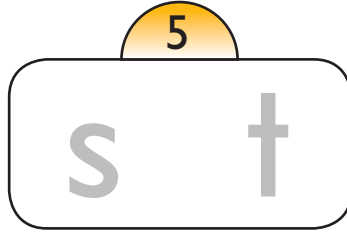
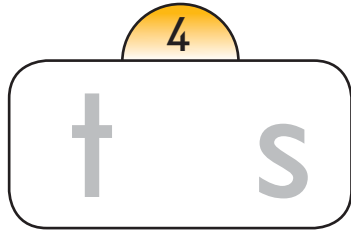
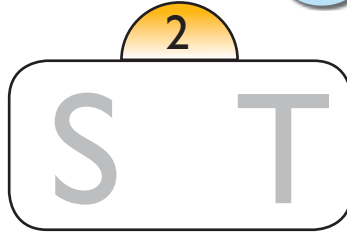
I. Write the missing letters.

S _ _ _ t _ _ s T _ _

J. Listen and trace the letter.

P-CD

Track
50




K. Listen and practice.

P-CD

Track
51

What do you see?



L. Listen and chant.

P-CD

Track
52



S s



T t



Unit

5

Uu

Vv

A. Look, listen, and say.

P-CD

Track

53

Uu



umpire



umbrella

B. Circle the letters Uu.

U

Y

U

V

U

W

U

X

u

n

u

m

u

n

u

u

C. Trace and write.



D. Look, listen, and say.

P-CD

Track
54

Vv



violin



volcano

E. Circle the letters Vv.

V

V

W

Y

V

U

W

V

v

x

v

v


w

v

w

v

F. Trace and write.



Unit

6

Can you sing?

A. Look, listen, and say.

Track
60

1. Ww




web



watch

2. Xx



box




fox


B. Point to Ww and Xx.


Aa	Bb	Cc	Dd	Ee	Ff	Gg	Hh	Ii
Jj	Kk	Ll	Mm	Nn	Oo	Pp	Qq	Rr
Ss	Tt	Uu	Vv	Ww	Xx	Yy	Zz	


C. Read and say.

What's this?

1. It's a  .

2. It's a  .

3. It's a  .

4. It's a  .

D. Trace.




E. Look, listen, and say.

Track 61



F. Listen and match.

Track 62



G. Sing.

Track
63

What do you see?

I see a fox.

I see a fox.

I see a watch on a fox.



What do you see?

I see a box.

I see a box.

I see a snake in a box.




What do you see?

I see a web.

I see a web.

I see a spider in a web.



H. Point to the watch.

Unit

6

I'm happy.

A. Look, listen, and say.

Track
64

1. Yy



yo-yo



yak

2. Zz



zebra



zipper

B. Point to Yy and Zz.

Aa	Bb	Cc	Dd	Ee	Ff	Gg	Hh	Ii
Jj	Kk	Ll	Mm	Nn	Oo	Pp	Qq	Rr
Ss	Tt	Uu	Vv	Ww	Xx	Yy	Zz	

C. Read and say.

What do you see?



1. I see a



2. I see a




3. I see a



4. I see a



D. Trace.



E. Look, listen, and say.


Track
65




1. I'm happy.



2. I'm sad.





3. I'm fast.



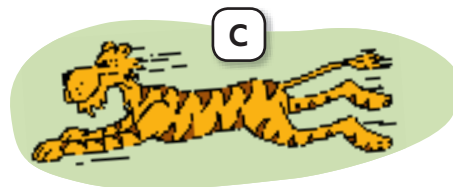
4. I'm slow.

F. Listen and match.

Track
66



- 1
- 2
- 3
- 4



G. Sing.

Track
67

A, B, C, D, E, F, G,
H, I, J, K, L, M, N, O, P,
Q, R, S, T, U, and V,
W, X, Y, and Z.

Now I know my ABCs.
Next time can you sing
with me?



O

Mm

Ff



Z

Kk

Bb

H

A

H. Point to the letters.

Ww

Xx

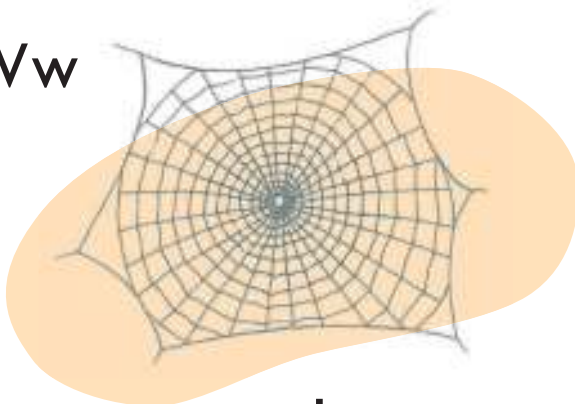
P-CD

Track

55

A. Look, listen, and say.

Ww



web



watch

B. Circle the letters Ww.

W

W

X

V

W

V

W

Y

w

v

y

w

x

w

v

w

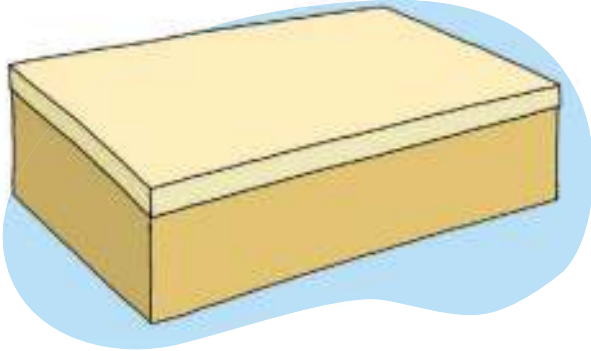
C. Trace and write.



D. Look, listen, and say.

P-CD
Track
56

Xx



box



fox

E. Circle the letters Xx.

X Y X K X Y X X
x x y v x w x v

F. Trace and write.

Tracing practice for uppercase X. The first X is solid black with numbered arrows showing stroke order: 1 (downward diagonal), 2 (upward diagonal). It is followed by two gray Xs for tracing.

Blank handwriting lines for practicing uppercase X.

Tracing practice for lowercase x. The first x is solid black with numbered arrows showing stroke order: 1 (downward diagonal), 2 (upward diagonal). It is followed by two gray x's for tracing.




Blank handwriting lines for practicing lowercase x.

G. Look, listen, and say.

P-CD

Track
57

Ww   

Xx   

H. Fill in the letters Ww or Xx.









I. Find the letters and draw the shapes.



w P x q X l W r

D x W s t v w X

J. Listen and check.

P-CD
Track
58

	W	X
1		
2		
3		


	W	X
4		
5		
6		



K. Listen and number.

P-CD
Track
59

What do you see?



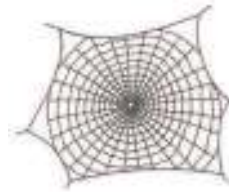
L. Listen and chant.

P-CD
Track
60



W w

X x



Unit

6

Yy

Zz

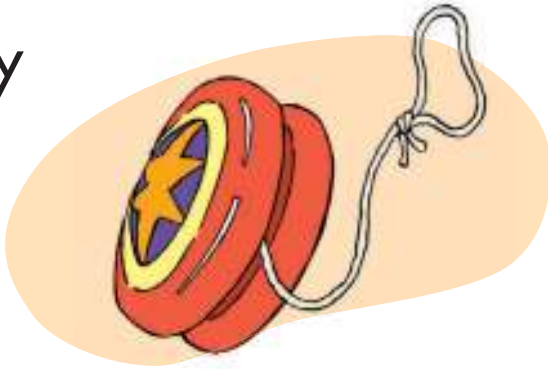
P-CD

Track

61

A. Look, listen, and say.

Yy



yo-yo



yak

B. Circle the letters Yy.

Y

Y

X

Y

V

W

Y

T

y

v

y

w



y

y

g

y

C. Trace and write.



D. Look, listen, and say.


P-CD

Track
62

Zz



zebra



zipper

E. Circle the letters Zz.

Z

S

Z

X

Z

H

S

Z

z

s

x

z



v

z

s

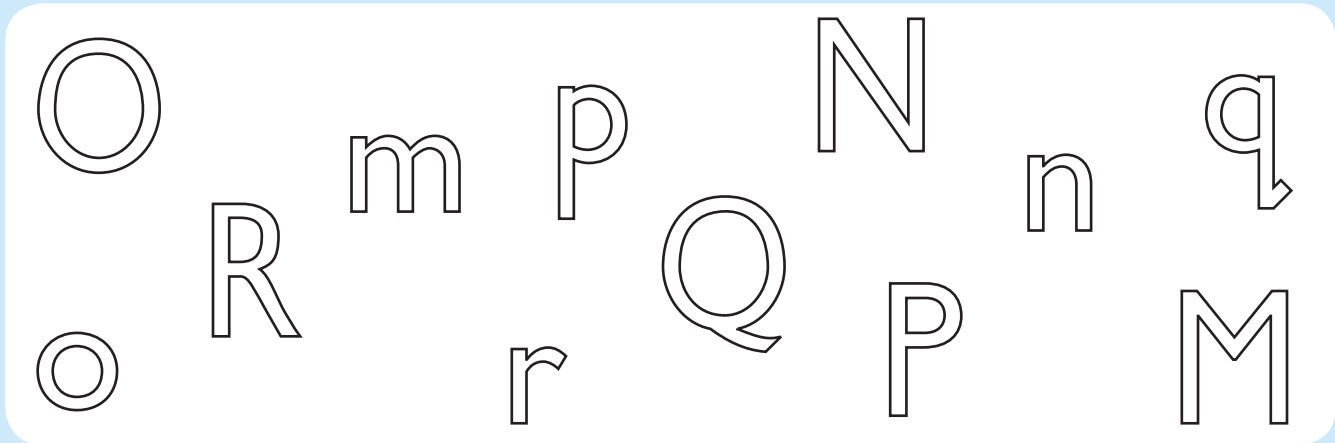
z

F. Trace and write.



Phonics Review

A. Write, match, and say the letters.



B. Listen and circle the picture that doesn't belong.

P-CD
Track
63

1			
2			
3			
4			
5			
6			

C. Match the pictures that have the same beginning letter.

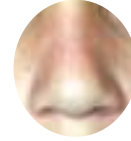


D. Circle the right picture for each letter.

M m



N n



O o




P p



Q q



R r





E. Listen and match.

P-CD

Track

64



1


2

3

4

Phonics Review

A. Write, match, and say the letters.




B. Listen and circle the picture that doesn't belong.

P-CD
Track
65

1			
2			
3			
4			
5		6 	
6			

C. Match the pictures that have the same beginning letter.

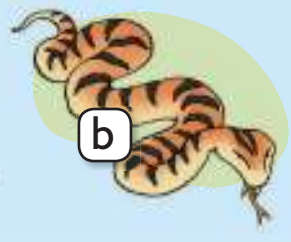


D. Circle the right picture for each letter.

S s			
T t			6
U u			
V v			
W w			
X x			
Y y			
Z z			

E. Listen and match.

P-CD
Track
66



- 1
- 2
- 3
- 4



Word list

A

a
alligator
an
apple

B

ball
be quiet
black
blue
board
book
box
boy
brother

C

can
can't
cat
chair
circle
classmate
close
color
come here
cookie
count
crayon

D

dad
dance
day
desk
do
doll
door
duck

E

egg
eight
elephant
eraser

F

fast
five
flag
four
fox
Friday
friend
frog

G

girl
go to
goat
good-bye
grandma
grandpa
grasshopper
green

H

hand
hands down
hands up
happy
hat
hello
he's
hi

I

I
igloo
I'm
in
insect
is
isn't
it
it's

J

jar
 juggler
jump

K

kangaroo
kite
know

L

ladder
laugh
light
listen
lizard
look

M

mom
Monday
monkey
mouth
my

N

name
name's
nest
next
nine
no
nose
now

O

on
one
open
orange
otter

P

panda
pants
parrot
pen
pencil
please
point

Q

queen
quilt

R

rectangle
red
robot
rocket
ruler
run

S

sad
Saturday
say
see
seven
shape
she's
shirt
shoes
sing
sister
sit down
six
skip
skirt
slow
snake
socks
spider
square
stand up
Sunday
sweater
swim

T

table
teammate
ten
the
this
three
Thursday
tiger
time
to
today
triangle
T-shirt
Tuesday
turtle
two

U

umbrella
umpire

V

violin
volcano

W

walk
wall
watch
web
Wednesday
what
what's
where's
white
who
who's
window
with
work in groups
work in pairs
write

Y

yak
yellow
yes
yo-yo
you
your

Z

zebra
zipper

Scope and Sequence

Unit 1

Theme	Functions	Structure	Language Items	Vocabulary
Hello!				
Greetings Directions	<ul style="list-style-type: none"> Greetings Asking others to do things 	<ul style="list-style-type: none"> Imperatives Wh- questions with <i>BE</i> (<i>What's</i>) 	Hello. My name's Star/Stella. What's your name? Good-bye, Stella/Star. Open your book. Close your book. Point to the book. Look. Listen. Write. Say <i>book</i> . What's this? It's a book/pencil/an eraser.	Words a, an, book, close, eraser, hello, your, good-bye, it's, listen, my, look, name, name's, open, point, say, the, this, to, what's, write
Is your name Stella?				
Questions Directions	<ul style="list-style-type: none"> Greetings Questions about names and things Simple phrasal verbs Asking others to do things 	<ul style="list-style-type: none"> Imperatives Questions and answers with <i>is</i> 	Hello. Hi. Is your name Stella? No, it isn't. Yes, it is. Stand up. Sit down. Come here. Go to the board. Open the window. Close the door. Is this a chair? No, it isn't. It's a desk. Yes, it is.	Words board, come, here, door, go, to, is, isn't, no, sit, down, stand, up, window, yes, it, open, close, chair, desk
I'm a boy. I'm a girl.				
Identification and classroom instructions	<ul style="list-style-type: none"> Describing oneself and others Asking others to do things Describing things you see 	<ul style="list-style-type: none"> Descriptions with personal pronouns Imperatives Wh- questions with <i>what</i> 	I'm a boy. I'm a girl. He's a boy. She's a girl. Hands up. Hands down. Be quiet, please. Work in pairs. Work in groups. What do you see? I see a crayon/pen/ruler.	Words be quiet, boy, crayon, girl, hands up/down, he's, she's, I, I'm, pen, ruler, see, work, in, pairs, groups, please, what, do, you

Scope and Sequence

Unit 2

Theme	Functions	Structure	Language Items	Vocabulary
What do you see?				
Letter forms and numbers	<ul style="list-style-type: none"> Describing things you see Counting 	<ul style="list-style-type: none"> Letters Aa and Bb Numbers and numerals 1 to 10 	What do you see? I see a ball/box/an apple/alligator. Count. 1, 2, 3.	Words apple, alligator, box, ball, do, you, one, two, three, four, five, six, seven, eight, nine, ten, what Figures 1 2 3 4 5 6 7 8 9 10
Where's the crayon?				
Letter forms and where things are	<ul style="list-style-type: none"> Describing where things are Agreeing and disagreeing 	<ul style="list-style-type: none"> Letters Cc and Dd Prepositions of place with <i>in</i> and <i>on</i> 	What's this? It's a cat/cookie/duck/doll. Where's the duck? It's in/on the box.	Words duck, doll, cookie, cat, where's, in, on
What color is it?				
Letter forms and colors	<ul style="list-style-type: none"> Describing the color of things 	<ul style="list-style-type: none"> Letters Ee and Ff Colors 	What do you see? I see an egg/elephant/a flag/frog. What color is it? It's black/white/red/green/blue/yellow.	Words egg, elephant, flag, frog, black, blue, green, red, white, yellow
Phonics				
Aa Bb Cc Dd Ee Ff				

Unit 3

Theme	Functions	Structure	Language Items	Vocabulary
Who do you see?				
Letter forms and people	<ul style="list-style-type: none"> Asking about who you see 	<ul style="list-style-type: none"> Letters Gg and Hh <i>Wh-</i> questions with <i>who</i> 	What's this? It's a goat/grasshopper/hat/hand. Who do you see? I see Star/Stella.	Words goat, grasshopper, hat, hand, who
What shape is it?				
Letter forms and shapes	<ul style="list-style-type: none"> Asking about shapes 	<ul style="list-style-type: none"> Letters Ii and Jj Shapes 	What do you see? I see an igloo/insect/a jar/juggler. What shape is it? It's a circle/rectangle/square/triangle.	Words igloo, insect, jar, juggler, circle, rectangle, shape, square, triangle

Is it a light?				
Letter forms and parts of a room	• Asking about rooms and furniture	• Letters Kk and Ll	What's this? It's a kangaroo/kite/ladder/ lizard/wall/light/door/ window/chair/table	Words kangaroo, kite, ladder, lizard, light, table, wall
Phonics				
Gg Hh Ii Jj Kk Ll				

Unit 4

Theme	Functions	Structure	Language Items	Vocabulary
Phonics				
Review				
What day is it today?				
Letter forms and days of the week	• Asking about the days of the week	• Letters Mm and Nn • <i>Wh-</i> questions with <i>what</i>	What do you see? I see a monkey/mouth/ nose/nest. What day is it today? It's Sunday/Monday/Tuesday/ Wednesday/Thursday/ Friday/Saturday.	Words monkey, mouth, nest, nose, Sunday, Monday, Tuesday, Wednesday, Thursday, Friday, Saturday, today, day
What are these?				
Letter forms and clothing items	• Asking about clothes	• Letters Oo and Pp • <i>Wh-</i> questions with <i>what</i>	What's this? It's an otter/orange/a panda/ parrot/shirt/skirt/T-shirt/ sweater. What are these? They're socks/pants/shoes.	Words orange, otter, panda, parrot, pants, shirt, shoes, skirt, socks, sweater, T-shirt
Phonics				
Mm Nn Oo Pp				

Unit 5

Theme	Functions	Structure	Language Items	Vocabulary
Can you swim?				
Letter forms and abilities	• Asking about ability	• Letters Qq and Rr • Questions with <i>can</i>	What do you see? I see a quilt/queen/robot/ rocket. Can you walk/jump/swim/ run? Yes, I can. No, I can't.	Words queen, quilt, robot, rocket, can, can't, jump, run, swim, walk

Scope and Sequence

Who's she? Who's he?				
Letter forms and family members	<ul style="list-style-type: none"> Asking about family members 	<ul style="list-style-type: none"> Letters Ss and Tt Wh- questions with <i>who</i> 	What's this? It's a spider/snake/tiger/turtle. Who's she? She's my mom/sister/grandma. Who's he? He's my dad/brother/grandpa.	Words snake, spider, tiger, turtle, mom, dad, sister, brother, grandma, grandpa, who's
She's my friend.				
Letter forms and people you know	<ul style="list-style-type: none"> Asking about associates 	<ul style="list-style-type: none"> Letters Uu and Vv Wh- questions with <i>who</i> 	What do you see? I see an umpire/umbrella/a violin/volcano. Who's she? She's my friend/teammate. Who's he? He's my classmate.	Words umbrella, umpire, violin, volcano, classmate, friend, teammate
Phonics				
Qq Rr Ss Tt Uu Vv				

Unit 6

Theme	Functions	Structure	Language Items	Vocabulary
Can you sing?				
Letter forms and simple abilities	<ul style="list-style-type: none"> Asking about ability 	<ul style="list-style-type: none"> Letters Ww and Xx Questions with <i>can</i> 	What's this? It's a web/watch/box/fox. Can you laugh/sing/skip/dance? Yes, I can. I can laugh/skip. No, I can't. I can't dance/sing.	Words box, dance, fox, laugh, sing, skip, watch, web
I'm happy.				
Letter forms, emotions, and abilities	<ul style="list-style-type: none"> Statements about how you feel and describing what you can do 	<ul style="list-style-type: none"> Letters Yy and Zz 	What do you see? I see a yo-yo/yak/zebra/zipper. I'm happy/sad/fast/slow.	Words yak, yo-yo, zebra, zipper, happy, sad, fast, slow
Phonics				
Ww Xx Yy Zz; Review				

Starship English

Activity Book

Pre A1.1






ECUADOR EDITION




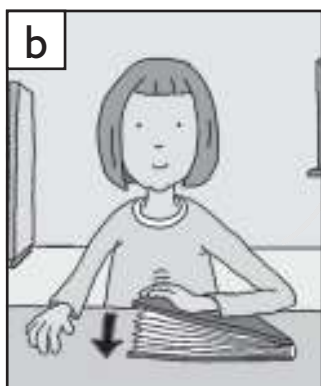
Dr. Ken Beatty

Hello!

A. Read and say.



B. Match.







- | | |
|---|--------------------|
| 1 | Close your book. |
| 2 | Listen. |
| 3 | Look. |
| 4 | Open your book. |
| 5 | Point to the book. |
| 6 | Say <i>book</i> . |
| 7 | Write. |




C. Listen and check

Track
68



D. Listen and say.

Track
69



1. It's a









2. It's an



3. It's a





E. Read and match.




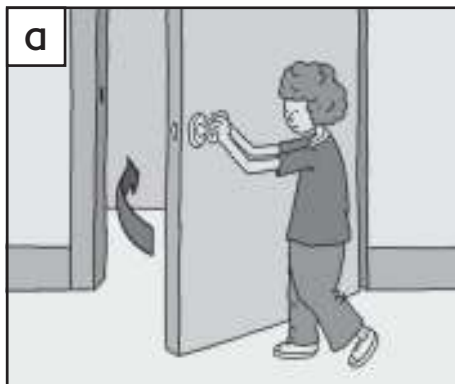


Is your name Stella?



A. Read and say.



B. Match.




- | | |
|---|------------------|
| 1 | Come here. |
| 2 | Open the window. |
| 3 | Close the door. |
| 4 | Go to the board. |
| 5 | Stand up. |
| 6 | Sit down. |



C. Listen and check .


Track
70

1




Yes, it is.
 No, it isn't.

2




Yes, it is.
 No, it isn't.

3



Yes, it is.
 No, it isn't.


4



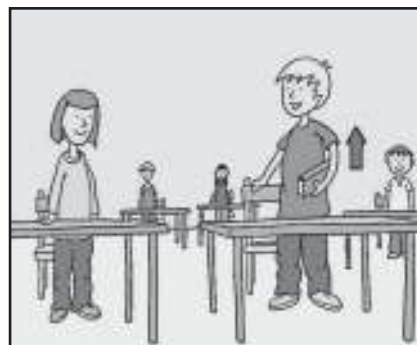
Yes, it is.
 No, it isn't.

D. Listen and say.

Track
71



1. Sit down.



2. Stand up.

E. Look and circle the words.

t	c	h	a	i	r	b	h	s
s	s	r	e	r	a	s	e	r
s	t	a	n	d		u	p	r
x	z	p	t	d	e	s	k	d
f	s	i	t		d	o	w	n
e	e	w	i	n	d	o	w	x
p	e	n	c	i	l	b	p	d
q	h	x	c	d	o	o	r	a

chair
stand up
desk
sit down
pencil
eraser
door
window



F. Draw a chair.

A large, empty rectangular box with a thin black border, intended for a student to draw a chair.

G. Draw a desk.




A large, empty rectangular box with a thin black border, intended for a student to draw a desk.

Unit

1


I'm a boy. I'm a girl.

A. Read and say.

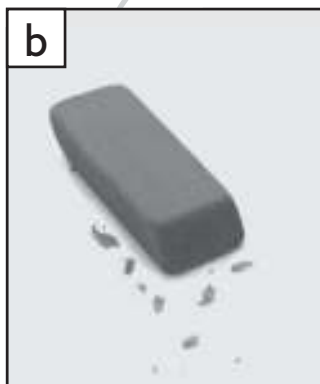


AB12

B. Match.



What do you see?



1 I see an eraser.




2 I see a pen.

3 I see a ruler.

4 I see a book.



5 I see a crayon.

6 I see a pencil.



C. Listen and check .

Track
72



D. Listen and match.

Track
73

a

b

c

d

e

f

1

2

3

4

5

6

E. Look and circle the words.





s	c	r	a	y	o	n
w	i	n	d	o	w	r
s	t	r	u	l	e	r
p	e	n	v	a	c	f
w	t	i	b	o	o	k
g	p	e	n	c	i	l

crayon
pen
ruler
window
book
pencil



F. Read and match.

1	Hands up.
2	Hands down.
3	Work in pairs.
4	Work in groups.
5	Be quiet, please.



What do you see?

A. Trace.

Aa



apple



alligator

Bb



box




ball

B. Write the missing letter.




I see an allig__tor.

C. Write.




D. Write the missing letters.

1	I see an <u>a</u> pple.
2	I see an allig__ tor.
3	I see a __all.
4	I see a __ox.



E. Listen and match.

Track
74



1 one

7 seven

4 four

2 two

5 five

6 six

9 nine

3 three

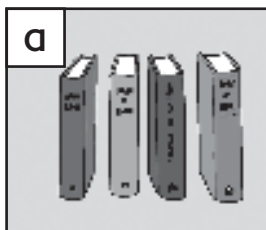
10 ten

8 eight

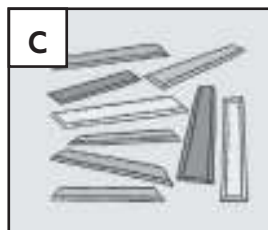


F. Listen and match.


Track
75



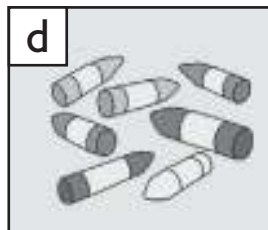
1 four books



2 seven crayons

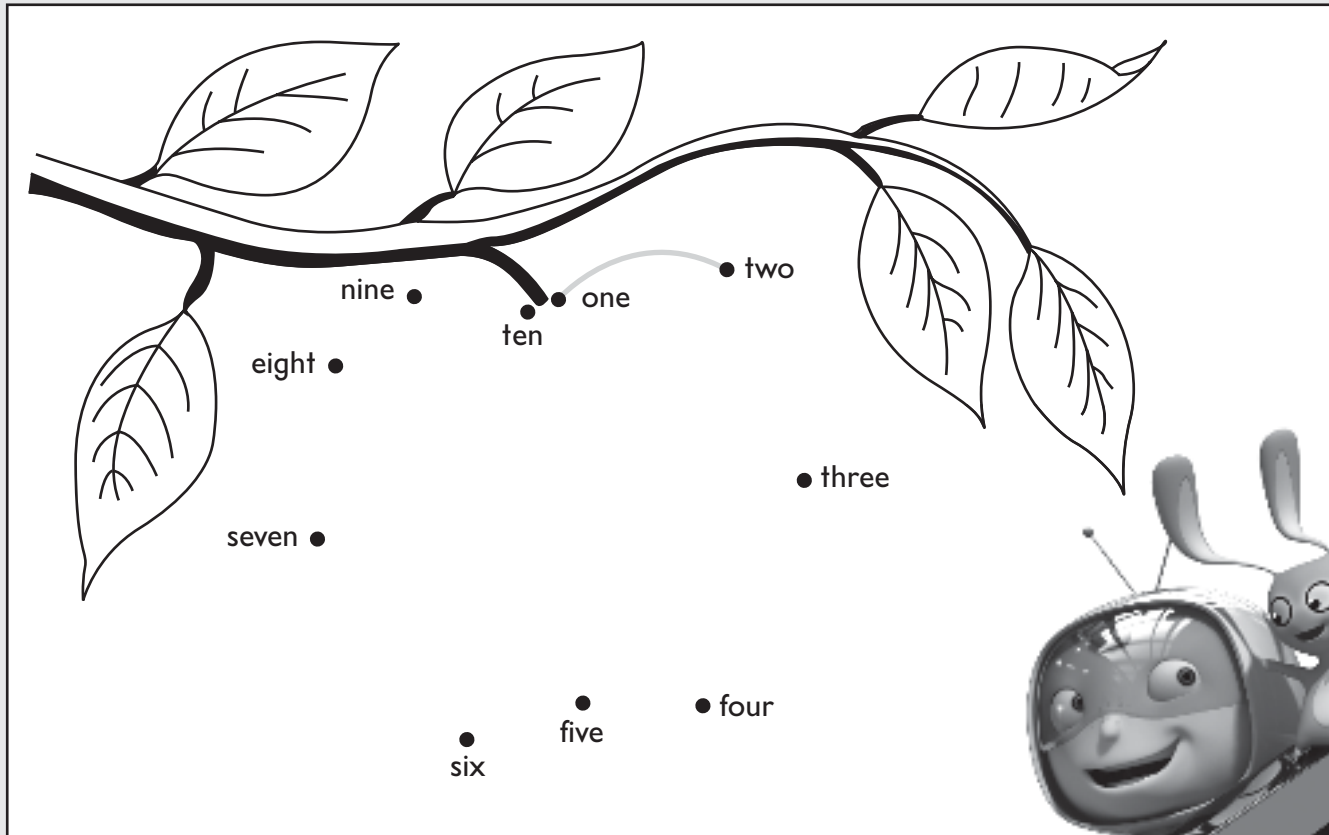


3 nine rulers




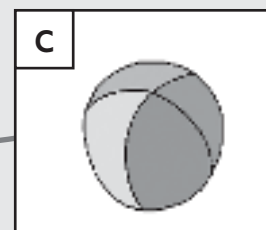
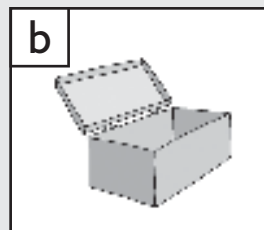

4 three apples

G. Draw a line.



H. Read and match.

1	ball
2	alligator
3	apple
4	box



Where's the crayon?

A. Trace.

Cc




cat



cookie

Dd



duck



doll

B. Write the missing letter.



It's a c__t.

C. Write.




D. Write the missing letters.

1	It's a <u>c</u> at.
2	It's a __ ookie.
3	It's a __ u __ k.
4	It's a __ oll.

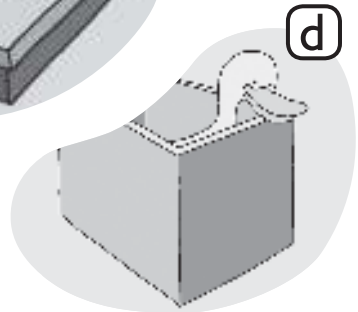
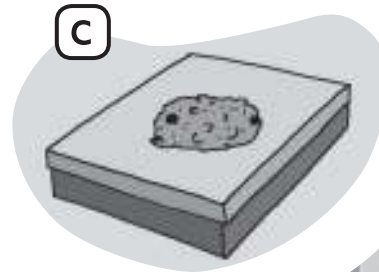


E. Listen and match.

Track
76



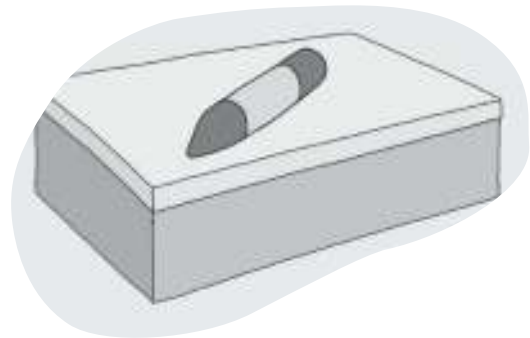
- 1
- 2
- 3
- 4



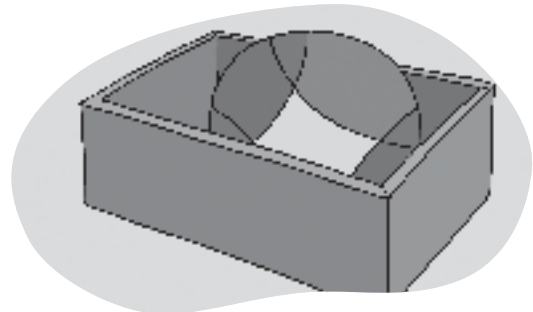
F. Listen and circle in or on.

Track
77

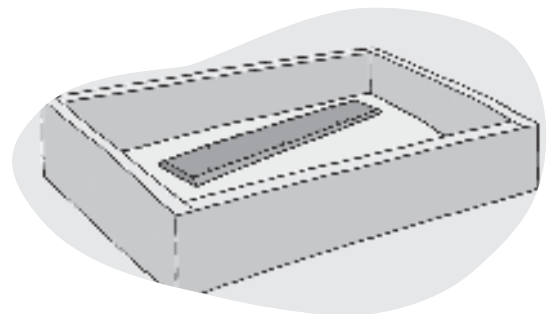
1. It's in / on the box.



2. It's in / on the box.



3. It's in / on the box.




G. Look and circle the words.

t	c	o	n	p	r	b	j	s
s	c	o	o	k	i	e	y	v
t	t	e	i	n	d	u	p	r
c	a	t	t	d	e	s	k	d
l	s	d	u	c	k	y	w	p
e	e	u	i	d	o	l	l	n
b	b	o	x	i	l	b	p	d
q	h	w	h	e	r	e	r	a

on
where
cookie
cat
duck
doll
in
box




H. Draw a cat in a box.




What color is it?

A. Trace.

Ee



egg



elephant

Ff



flag




frog

B. Write the missing letters.




It's an el__ph__nt.

C. Write.



D. Write the missing letters.

1	I see a <u>f</u> lag.
2	I see an __gg.
3	I see a __rog.
4	I see an __l__phant.



AB25




E. Listen and check

1. It's yellow. It's green.

2. It's green. It's blue.

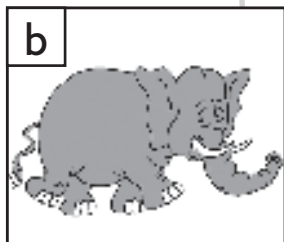
3. It's red. It's black.

4. It's blue. It's white.



F. Color the pictures.

G. Listen and match.





1 black

2 green


3 yellow

4 white



H. Color the picture.

pencil	<i>black</i>
crayon	<i>red</i>
eraser	<i>yellow</i>
ruler	<i>green</i>
desk	<i>blue</i>
chair	<i>black</i>



Who do you see?

A. Trace.

Gg



goat



grasshopper

Hh



hat



hand

B. Write the missing letters.




It's a gr__ss__opp__r.

C. Write.




D. Write the missing letters.

1	It's a <u>g</u> o__t.
2	It's a __r__ss__opp__r.
3	It's a __at.
4	It's a ___n__.



E. Listen and check


Track
80



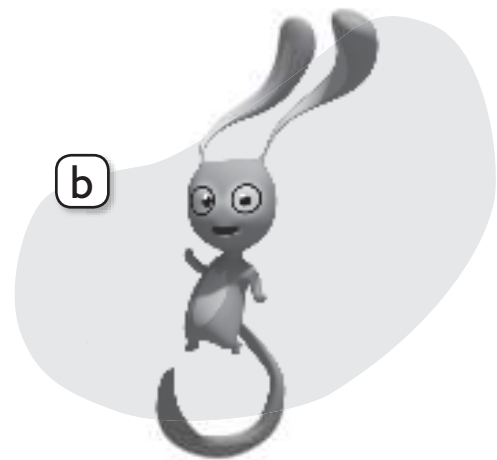
F. Listen and match.

Track
81

a




b




1

2


G. Look and match.



goat
hat
egg
box
doll



H. Draw your hand.



What shape is it?

A. Trace.

li



igloo



insect

Jj



juggler





jar

B. Write the missing letters.




It's an i ns ___ t.

C. Write.



D. Write the missing letters.

1	I see an <u>i</u> gloo.
2	I see a <u> </u> ar.
3	I see a <u> </u> ug <u> </u> l <u> </u> r.
4	I see an <u> </u> ns <u> </u> ct.





AB33

E. Listen and match.

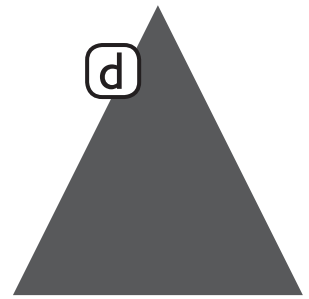
Track
82



What shape is it?







- 1
- 2
- 3
- 4




F. Listen and draw.

Track
83



G. Color the shapes.

1. Color the rectangle yellow.
2. Color the square blue.
3. Color the triangle green.
4. Color the circle red.



H. Draw the shape.

1

It's a rectangle.

2

It's a triangle.


Is it a light?

A. Trace.

Kk



kangaroo



kite

Ll



lizard



ladder

B. Write the missing letters.



It's a k__ng__roo.

C. Write.



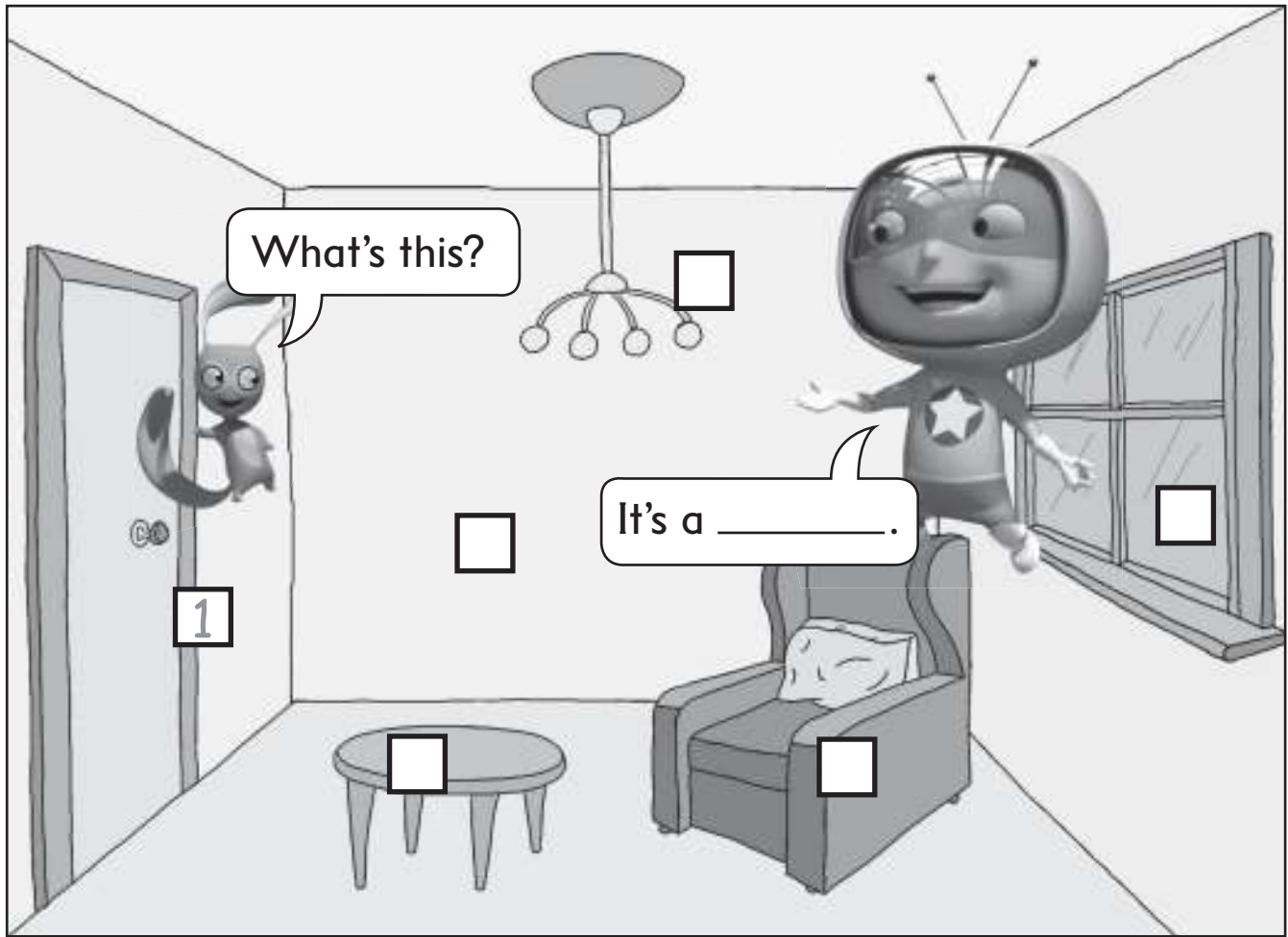
D. Write the missing letters.

1	It's a <u>k</u> ite.
2	It's a __iz__rd.
3	It's a ___ng__roo.
4	It's a ___dd__r.



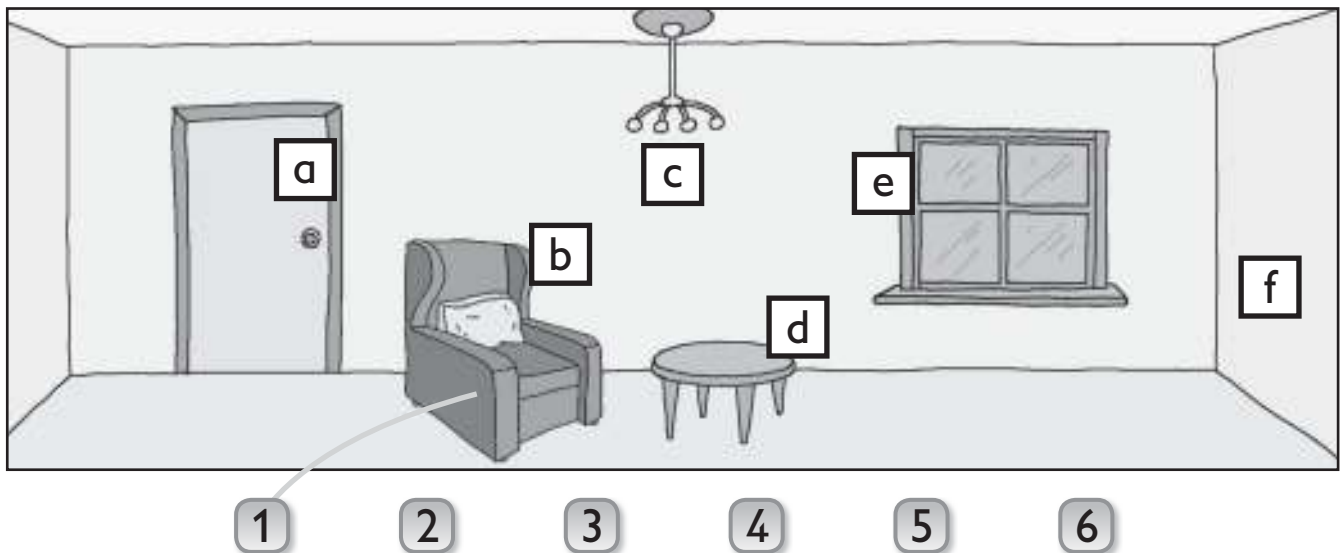
E. Listen and number.

Track
84



F. Listen and match.

Track
85



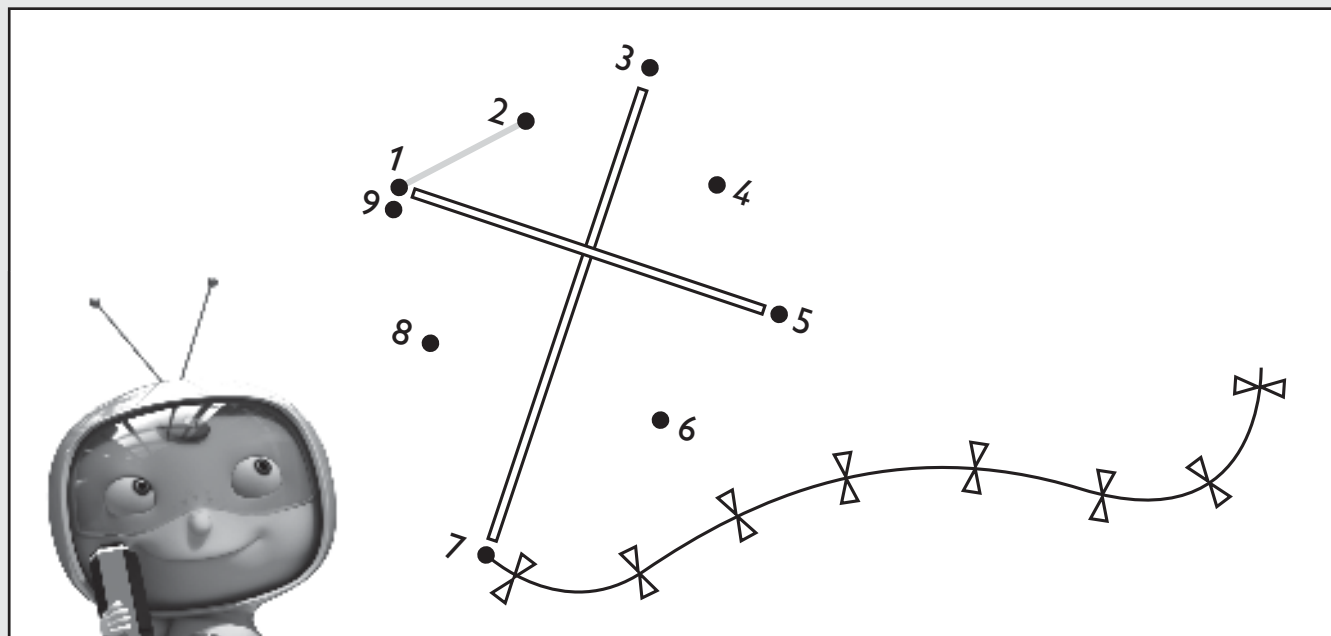
G. Look and circle the words.

a	c	h	a	i	r	a	c
b	x	l	i	g	h	t	t
w	f	b	d	o	o	r	z
e	l	i	z	a	r	d	s
c	x	t	a	b	l	e	y
i	w	i	n	d	o	w	o
m	l	a	d	d	e	r	b
k	i	t	e	w	a	l	l

chair
door
light
wall
window
table
ladder
lizard
kite



H. Draw a line.



What day is it today?

A. Trace.

Mm



monkey



mouth

Nn



nose



nest

B. Write the missing letters.



It's a mo_k_y.

C. Write.



D. Write the missing letters.

1 I see a nose.

2 I see a __outh.

3 I see a ___st.

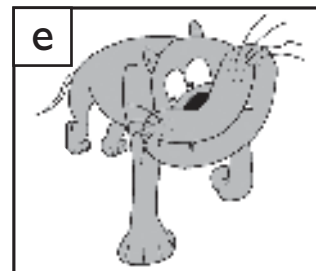

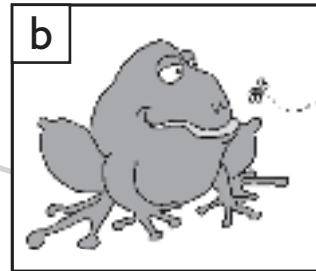


4 I see a __o__k__y.



E. Listen and match.

Track
86

1	Monday
2	Tuesday
3	Wednesday
4	Thursday
5	Friday



F. Listen and number.

Track
87

Thursday
 Friday

Saturday
 Monday
 Sunday

Tuesday
 Wednesday

G. Draw a line.

Sunday

Wednesday

Thursday

Tuesday

Monday

Friday

Saturday

What are these?

A. Trace.

Oo



otter



orange

Pp



parrot



panda

B. Write the missing letters.



It's a p__rr__t.

C. Write.



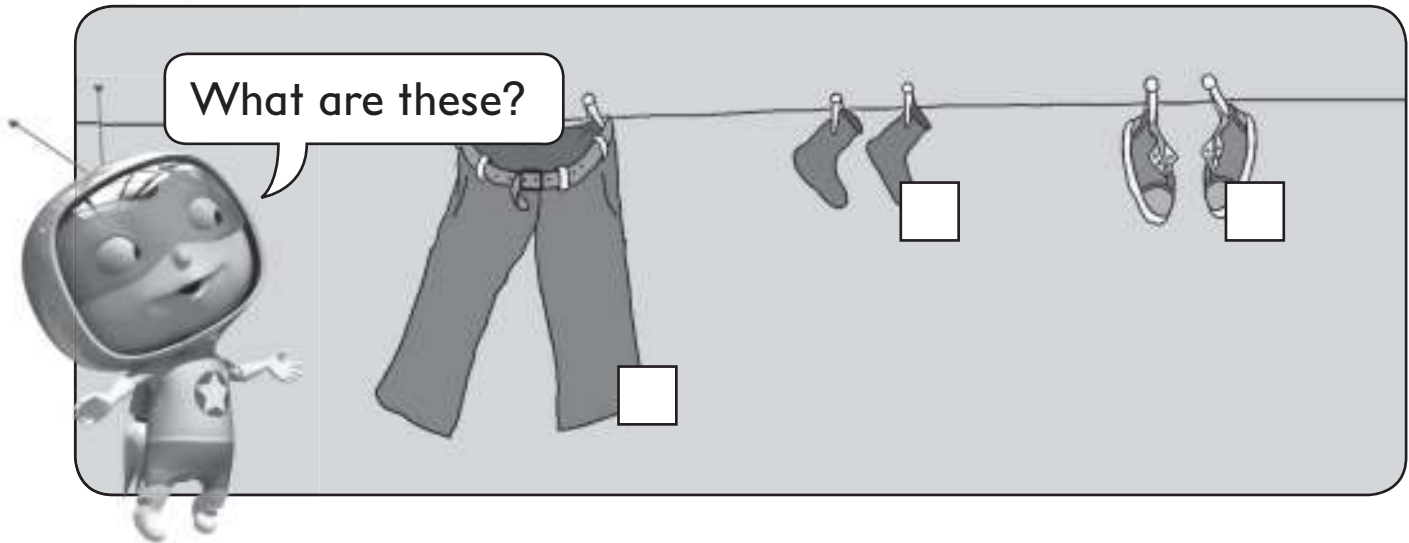
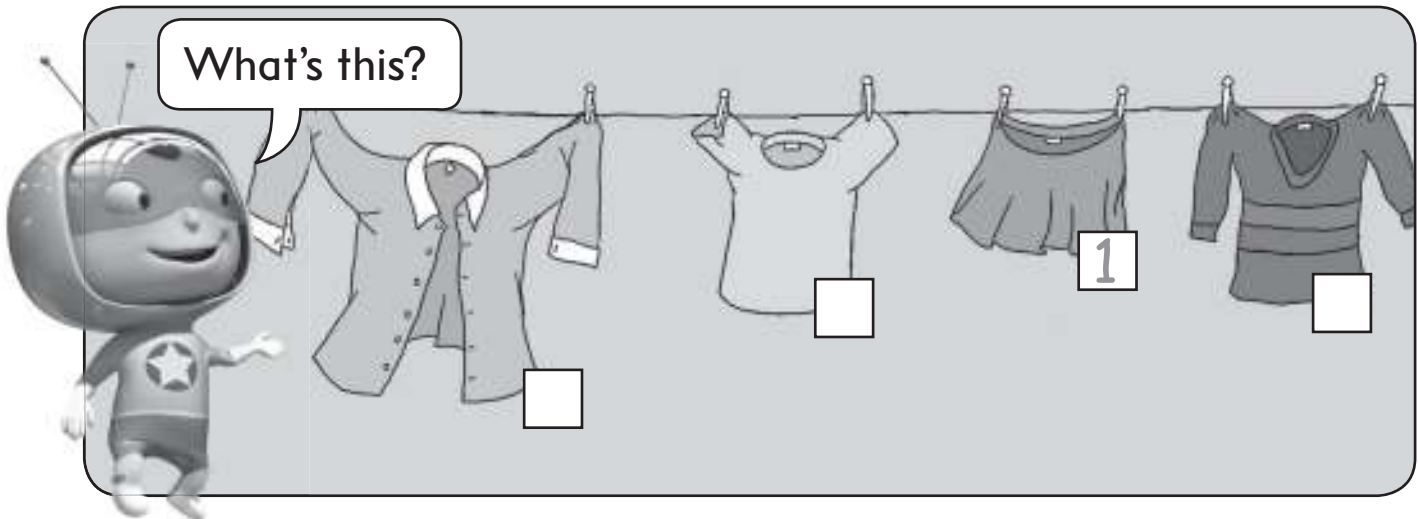
D. Write the missing letters.

1	It's an <u>o</u> tt__r.
2	It's a __and__.
3	It's a ___rr__t.
4	It's an __r__ng__.



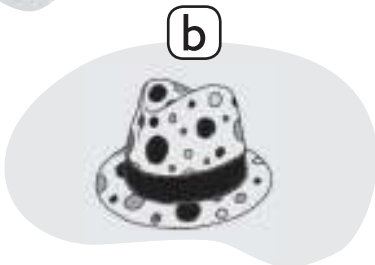
E. Listen and number.

Track
88

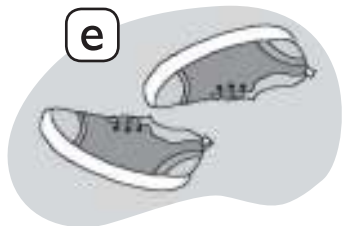


F. Listen and match.

Track
89



- 1
- 2
- 3
- 4
- 5



G. Read and match.

What's this?


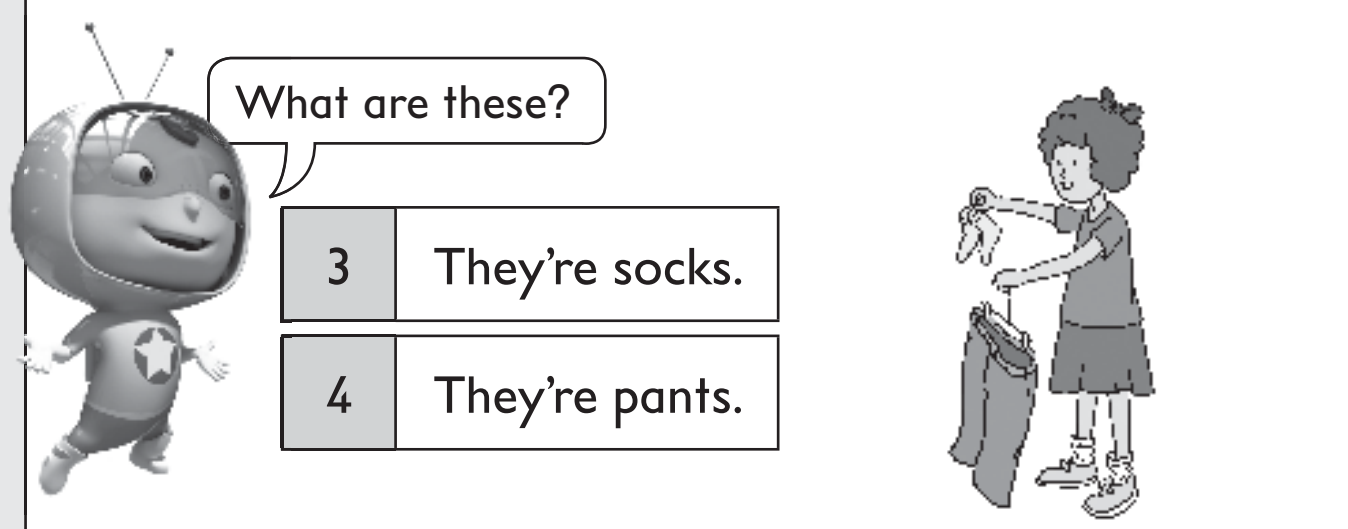

1	It's a skirt.
2	It's a sweater.

What are these?

3	They're socks.
4	They're pants.

What's this?


5	It's a shirt.
---	---------------



Can you swim?

A. Trace.

Qq




quilt



queen

Rr



robot



rocket

B. Write the missing letters.




It's a r__b__t.

C. Write.



D. Write the missing letters.

1	I see a <u>q</u> u _ _ n.
2	I see a _ _ o _ _ ot.
3	I see a _ _ _ ck _ _ t.
4	I see a _ _ ui _ _ t.




E. Listen and number.

Track
90

a



b



c




d 1



F. Listen and check .

Track
91



Yes, I can. No, I can't.



Yes, I can. No, I can't.



Yes, I can. No, I can't.



Yes, I can. No, I can't.

G. Look and circle the words.

t	c	r	u	n	r	b	j	s
s	w	i	m	k	w	a	l	k
t	r	o	b	o	t	u	p	r
c	d	t	t	q	u	e	e	n
l	q	u	i	l	t	y	w	p
e	r	o	c	k	e	t	l	g
b	b	e	w	i	l	b	p	d
q	h	j	u	m	p	e	r	a

run
walk
jump
queen
rocket
robot
quilt
swim



H. Check .

Can you jump?

Yes, I can.

No, I can't.

Can you walk?

Yes, I can.

No, I can't.

Can you swim?

Yes, I can.

No, I can't.

Can you run?

Yes, I can.

No, I can't.

Who's she? Who's he?

A. Trace.

Ss



spider



snake

Tt



tiger



turtle

B. Write the missing letter.



It's a ti__er.

C. Write.

Ss Ss Ss

Tt Tt Tt

D. Write the missing letters.

1 I see a sn__e.

2 I see a __u__le.

3 I see a __g__r.



4 I see a __p__d__r.



AB53




E. Listen and number.

Track
92





F. Listen and match.

Track
93



- 1
- 2
- 3
- 4
- 5
- 6



G. Look and circle the words.

v	m	o	m	z	g	j	d	g
c	d	c	v	g	d	a	d	x
f	f	s	i	s	t	e	r	s
g	r	a	n	d	m	a	l	d
x	e	b	n	m	b	j	l	f
g	u	b	r	o	t	h	e	r
h	g	r	a	n	d	p	a	y
j	a	d	r	g	h	j	w	w

mom
dad
sister
brother
grandma
grandpa

H. Write.



Who's she?

Who's he?



She's my _____.

He's my _____.

She's my friend.

A. Trace.

Uu




umpire



umbrella

Vv



violin



volcano

B. Write the missing letters.



It's a volcan.

C. Write.



D. Write the missing letters.

1 I see an u mp__r__.

2 I see a __iol__n.



3 I see a __olcan__.

4 I see an __mbr__ll__.



E. Listen and match.


Track
94



1 2 3

F. Listen and check .


Track
95



- She's my classmate.
 She's my sister.



- She's my mom.
 She's my grandma.



- She's my friend.
 She's my grandma.



- He's my dad.
 He's my grandpa.

AB58


G. Draw lines.



teammate

friend

classmate



Can you sing?

A. Trace.

Ww



web



watch

Xx



box






fox

B. Write the missing letter.



It's a fo__.

C. Write.



D. Write the missing letters.

1 It's a f o__.



2 It's a ___ b.



3 It's a ___ o__.




4 It's a ___ at__.




E. Listen and check .

Track
96




Yes, I can.

No, I can't.




Yes, I can.

No, I can't.



Yes, I can.

No, I can't.



Yes, I can.

No, I can't.

F. Listen and write the missing letters.

Track
97

1 I can s___g.

2 I can't s___p.

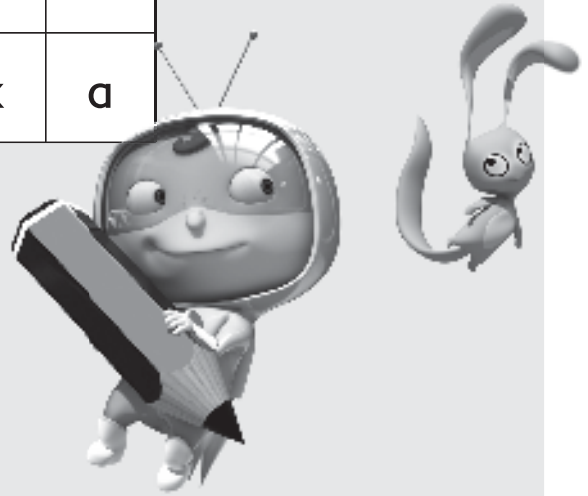
3 I can l___gh.

4 I can't d___ce.

G. Look and circle the words.

b	o	x	w	p	r	b	j	s
i	c	z	p	p	s	i	n	g
l	a	u	g	h	d	u	p	r
l	a	t	t	d	s	k	i	p
d	a	n	c	e	k	y	w	p
e	e	s	v	x	w	e	b	e
b	b	o	h	f	o	x	p	d
w	a	t	c	h	a	e	x	a

- box
- dance
- skip
- web
- watch
- laugh
- sing
- fox



H. Read and write.

dance

skip

A. Trace.

Yy



yo-yo



yak

Zz



zebra



zipper

B. Write the missing letters.



It's a __ ebr __.

C. Write.





D. Write the missing letters.

1	I see a ___k.
2	I see a __eb__a.
3	I see a ___pp___.
4	I see a y__-y__.



E. Listen and number.

Track
98



F. Listen and write the missing letters.

Track
99

1	I'm f__s__.
2	I'm __ap__y.
3	I'm s__o__.
4	I'm s____.



G. Match the letters.



A collection of letters scattered in a grid. A light blue line connects the letter 'A' to the letter 'a'.

m		C		H		
	C		P			E
M	Y	K		h		e
			p			S
A	y		k		R	
			B	r		s
J	a			i		W
j		b	t		G	w
	u		L	T	d	g
U	q	l		v		O
						z
Q	f	n		v		D
						O
F	N	X		x		Z




Starship
English

Well Done

This certificate is awarded to

for

signed: _____



MINISTERIO
DE EDUCACIÓN



EL
GOBIERNO
DE TODOS



 @MinisterioEducacionEcuador

 @Educacion_EC

 /MinEducacionEcuador

 /Educacionecuador

www.educacion.gob.ec

Información: 1800 EDUCACIÓN (338222) o info@educacion.gob.ec